

# Monthly Reporting

# Report from 01 January 2015 to 31 January 2015

## Report for Resource Pool XC on ARCHER

A total of 1317772.797 kAU were available during this period.

### Use and Allocations (by Project)

In the following table Charged refers to usage which was charged against the project Allocation. This excludes any usage discounted via incentive schemes. The (Allocation) column is the time allocated to the project, scaled according to the reporting period and shown as a fraction of the available resources.

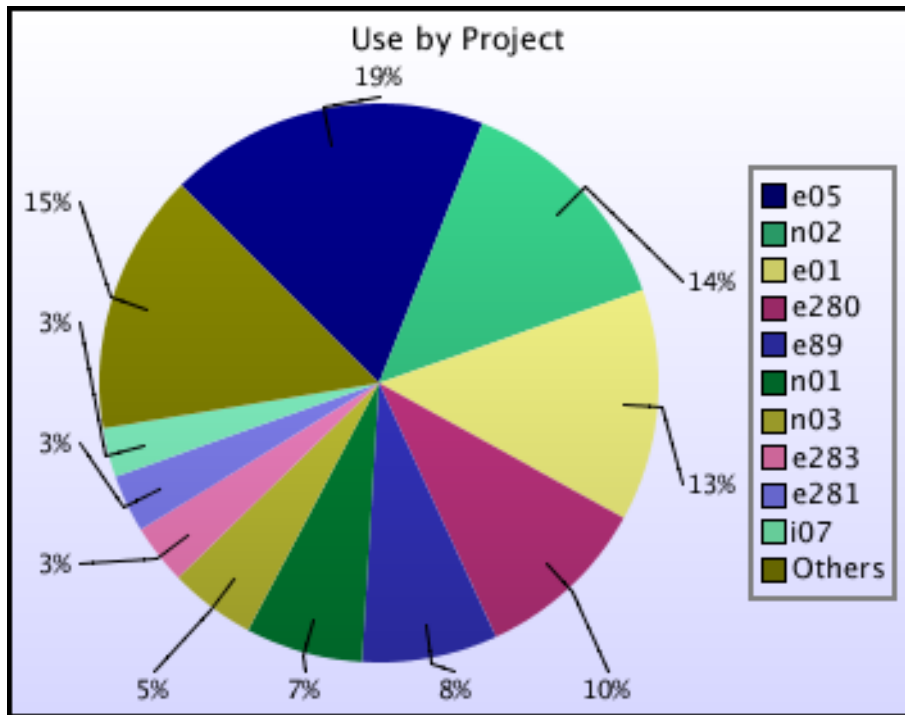
Project	Project Class	Number of Jobs	Charged kAUs	Charged Utilisation	Used kAUs	Utilisation	Allocation
e01	Consortia	1537	87094.4	6.61%	129648.1	9.84%	4.19%
e05	Consortia	12114	164625.7	12.49%	178959.6	13.58%	12.58%
e89	Consortia	6641	75767.5	5.75%	75767.5	5.75%	8.05%
e280	Consortia	28930	95944.7	7.28%	97529.1	7.40%	3.08%
e281	Consortia	474	32269.8	2.45%	32270.0	2.45%	1.43%
e283	Consortia	1123	33456.9	2.54%	33472.7	2.54%	1.16%
e305	Consortia	958	17741.5	1.35%	17758.6	1.35%	1.32%
c01	Class1a	392	1921.4	0.15%	1921.4	0.15%	0.24%
e10	Class1a	118	54.0	0.00%	54.0	0.00%	0.60%
e71	Class1a	36	800.0	0.06%	800.0	0.06%	0.20%
e110	Class1a	1	0.5	0.00%	0.5	0.00%	0.33%
e125	Class1a	380	1757.0	0.13%	2015.1	0.15%	0.26%
e155	Class1a	0	0.0	0.00%	0.0	0.00%	0.03%
e174	Class1a	490	1071.6	0.08%	1071.7	0.08%	0.14%
e175	Class1a	179	6197.9	0.47%	9581.1	0.73%	0.14%
e179	Class1a	67	2000.6	0.15%	2000.6	0.15%	0.36%
e182	Class1a	0	0.0	0.00%	0.0	0.00%	0.03%
e184	Class1a	670	13121.5	1.00%	13121.5	1.00%	0.53%
e191	Class1a	80	589.2	0.04%	589.2	0.04%	0.14%
e202	Class1a	37	1781.5	0.14%	1781.5	0.14%	0.74%
e220	Class1a	32	272.8	0.02%	272.8	0.02%	0.04%
e228	Class1a	97	2885.9	0.22%	2885.9	0.22%	0.04%
e229	Class1a	0	0.0	0.00%	0.0	0.00%	0.04%
e266	Class1a	125	135.9	0.01%	8023.7	0.61%	0.69%
e268	Class1a	0	0.0	0.00%	0.0	0.00%	0.04%
e272	Class1a	231	194.6	0.01%	194.6	0.01%	0.28%
e282	Class1a	79	175.9	0.01%	175.9	0.01%	0.06%
e290	Class1a	92	11.6	0.00%	11.6	0.00%	0.01%
e291	Class1a	0	0.0	0.00%	0.0	0.00%	0.06%
e300	Class1a	0	0.0	0.00%	0.0	0.00%	0.06%
e301	Class1a	0	0.0	0.00%	0.0	0.00%	0.07%
e304	Class1a	58	293.8	0.02%	293.8	0.02%	0.55%
e320	Class1a	0	0.0	0.00%	0.0	0.00%	0.17%
e330	Class1a	0	0.0	0.00%	0.0	0.00%	0.01%
e331	Class1a	0	0.0	0.00%	0.0	0.00%	0.11%
e332	Class1a	0	0.0	0.00%	0.0	0.00%	0.05%
e333	Class1a	349	7811.6	0.59%	7811.6	0.59%	0.34%
e336	Class1a	0	0.0	0.00%	0.0	0.00%	0.01%
e342	Class1a	3	318.6	0.02%	318.6	0.02%	0.04%
e343	Class1a	142	6921.9	0.53%	6922.0	0.53%	0.11%
e358	Class1a	0	0.0	0.00%	0.0	0.00%	0.06%
e364	Class1a	10	1.9	0.00%	1.9	0.00%	0.06%
e365	Class1a	0	0.0	0.00%	0.0	0.00%	0.11%
e375	Class1a	0	0.0	0.00%	0.0	0.00%	0.22%
e377	Class1a	16	0.7	0.00%	0.7	0.00%	0.14%
e385	Class1a	0	0.0	0.00%	0.0	0.00%	0.69%
e309	Direct Access: ARCHER RAP	152	3136.3	0.24%	3136.3	0.24%	0.08%
e310	Direct Access: ARCHER RAP	0	0.0	0.00%	0.0	0.00%	0.25%

Project	Project Class	Number of Jobs	Charged kAUs	Charged Utilisation	Used kAUs	Utilisation	Allocation
e312	Direct Access: ARCHER RAP	2366	5236.1	0.40%	5236.2	0.40%	0.09%
e313	Direct Access: ARCHER RAP	0	0.0	0.00%	0.0	0.00%	0.09%
e314	Direct Access: ARCHER RAP	0	0.0	0.00%	0.0	0.00%	0.12%
e316	Direct Access: ARCHER RAP	0	0.0	0.00%	0.0	0.00%	0.04%
e317	Direct Access: ARCHER RAP	70	286.0	0.02%	286.4	0.02%	0.30%
e318	Direct Access: ARCHER RAP	0	0.0	0.00%	0.0	0.00%	0.14%
e319	Direct Access: ARCHER RAP	0	0.0	0.00%	0.0	0.00%	0.05%
e321	Direct Access: ARCHER RAP	0	0.0	0.00%	0.0	0.00%	0.11%
e323	Direct Access: ARCHER RAP	3	760.9	0.06%	760.9	0.06%	0.11%
e326	Direct Access: ARCHER RAP	0	0.0	0.00%	0.0	0.00%	0.12%
e338	Direct Access: ARCHER RAP	0	0.0	0.00%	0.0	0.00%	0.42%
e339	Direct Access: ARCHER RAP	10	238.1	0.02%	238.1	0.02%	0.39%
e346	Direct Access: ARCHER RAP	0	0.0	0.00%	0.0	0.00%	0.08%
e347	Direct Access: ARCHER RAP	74	372.4	0.03%	372.4	0.03%	0.07%
e348	Direct Access: ARCHER RAP	52	662.4	0.05%	662.4	0.05%	0.30%
e351	Direct Access: ARCHER RAP	80	1088.7	0.08%	1088.7	0.08%	0.04%
e352	Direct Access: ARCHER RAP	143	1966.8	0.15%	1966.8	0.15%	0.12%
e354	Direct Access: ARCHER RAP	0	0.0	0.00%	0.0	0.00%	0.08%
e355	Direct Access: ARCHER RAP	22	704.1	0.05%	704.1	0.05%	0.20%
e356	Direct Access: ARCHER RAP	0	0.0	0.00%	0.0	0.00%	0.07%
e360	Direct Access: ARCHER RAP	129	2464.3	0.19%	2464.3	0.19%	0.14%
e370	Direct Access: ARCHER RAP	0	0.0	0.00%	0.0	0.00%	0.16%
e371	Direct Access: ARCHER RAP	6	99.0	0.01%	99.0	0.01%	0.32%
e372	Direct Access: ARCHER RAP	14	18.4	0.00%	18.4	0.00%	0.33%
e373	Direct Access: ARCHER RAP	83	1425.8	0.11%	1425.8	0.11%	0.24%
e306	Instant Access	0	0.0	0.00%	0.0	0.00%	0.01%
e307	Instant Access	0	0.0	0.00%	0.0	0.00%	0.01%
e340	Instant Access	0	0.0	0.00%	0.0	0.00%	0.01%
e362	Instant Access	0	0.0	0.00%	0.0	0.00%	0.01%
e363	Instant Access	0	0.0	0.00%	0.0	0.00%	0.01%
e366	Instant Access	0	0.0	0.00%	0.0	0.00%	0.02%
e367	Instant Access	30	59.0	0.00%	59.0	0.00%	0.00%
e368	Instant Access	0	0.0	0.00%	0.0	0.00%	0.02%
e369	Instant Access	51	1023.6	0.08%	1023.6	0.08%	0.01%
e374	Instant Access	0	0.0	0.00%	0.0	0.00%	0.03%
e376	Instant Access	0	0.0	0.00%	0.0	0.00%	0.04%
e379	Instant Access	0	0.0	0.00%	0.0	0.00%	0.02%
e380	Instant Access	0	0.0	0.00%	0.0	0.00%	0.01%
e381	Instant Access	0	0.0	0.00%	0.0	0.00%	0.02%
e383	Instant Access	0	0.0	0.00%	0.0	0.00%	0.01%

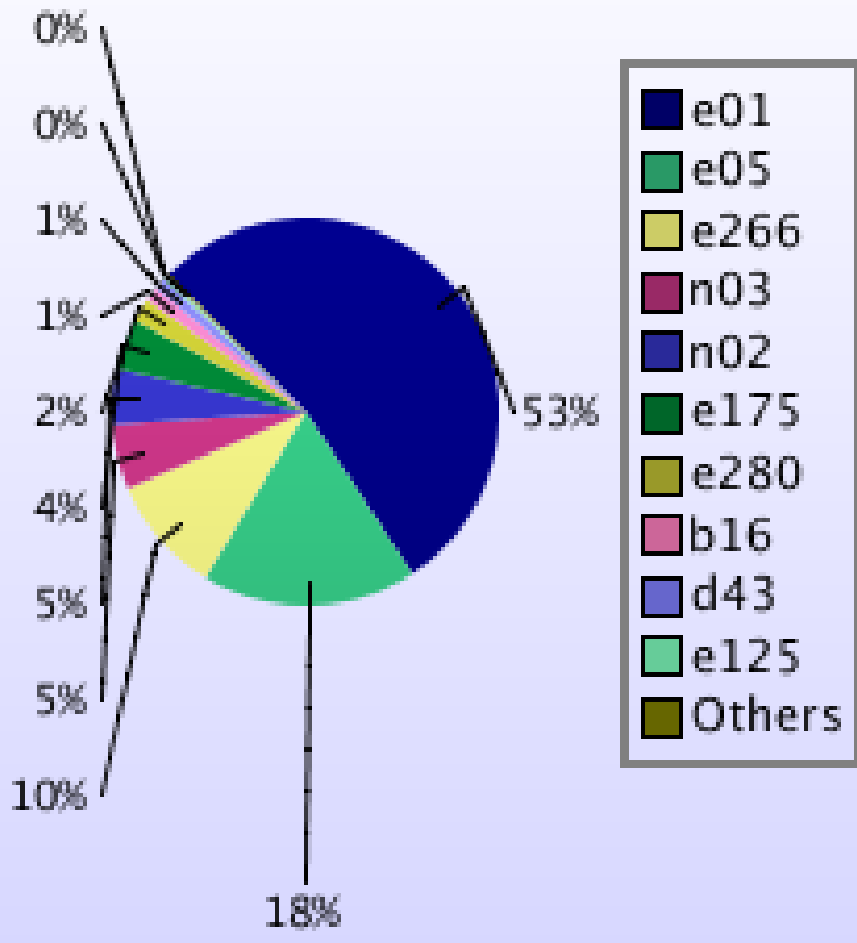
Project	Project Class	Number of Jobs	Charged kAUs	Charged Utilisation	Used kAUs	Utilisation	Allocation
e388	Instant Access	0	0.0	0.00%	0.0	0.00%	0.00%
r10	RDF: Pilot	0	0.0	0.00%	0.0	0.00%	0.00%
i07	Industrial	175	27531.8	2.09%	27531.8	2.09%	1.06%
e382	Service	0	0.0	0.00%	0.0	0.00%	0.15%
<b>EPSRC Total</b>		<b>58921</b>	<b>602294.6</b>	<b>45.71%</b>	<b>672329.5</b>	<b>51.02%</b>	<b>45.47%</b>
n01	Consortia	3193	65344.9	4.96%	65484.1	4.97%	4.66%
n02	Consortia	14660	127823.4	9.70%	131076.2	9.95%	7.65%
n03	Consortia	2918	44013.5	3.34%	48317.1	3.67%	3.27%
<b>NERC Total</b>		<b>20771</b>	<b>237181.9</b>	<b>18.00%</b>	<b>244877.4</b>	<b>18.58%</b>	<b>15.57%</b>
b14	Class1a	0	0.0	0.00%	0.0	0.00%	0.02%
b16	Class1a	26	584.7	0.04%	1552.3	0.12%	0.03%
e329	Class1a	0	0.0	0.00%	0.0	0.00%	0.03%
<b>BBSRC Total</b>		<b>26</b>	<b>584.7</b>	<b>0.04%</b>	<b>1552.3</b>	<b>0.12%</b>	<b>0.08%</b>
pr1u1103	DECI: EXEC	0	0.0	0.00%	0.0	0.00%	0.19%
pr1u1105	DECI: EXEC	0	0.0	0.00%	0.0	0.00%	0.21%
pr1u1109	DECI: EXEC	0	0.0	0.00%	0.0	0.00%	0.19%
pr1u1110	DECI: EXEC	0	0.0	0.00%	0.0	0.00%	0.11%
pr1u1111	DECI: EXEC	8	58.6	0.00%	58.6	0.00%	0.04%
pr1u1112	DECI: EXEC	0	0.0	0.00%	0.0	0.00%	0.17%
pr1u1113	DECI: EXEC	25	2557.3	0.19%	2557.3	0.19%	0.32%
pr1u1114	DECI: EXEC	21	244.1	0.02%	244.1	0.02%	0.02%
pr1u1115	DECI: EXEC	138	1413.4	0.11%	1413.4	0.11%	0.10%
pr1u1202	DECI: EXEC	217	14283.4	1.08%	14283.4	1.08%	0.41%
pr1u1204	DECI: EXEC	0	0.0	0.00%	0.0	0.00%	0.22%
pr1u1205	DECI: EXEC	12	9.6	0.00%	9.6	0.00%	0.12%
pr1u1211	DECI: EXEC	368	10924.2	0.83%	10924.2	0.83%	0.11%
pr1u1212	DECI: EXEC	0	0.0	0.00%	0.0	0.00%	0.15%
pr1u1213	DECI: EXEC	4	2257.6	0.17%	2257.6	0.17%	0.10%
pr1u1214	DECI: EXEC	8	283.0	0.02%	283.0	0.02%	0.07%
pr1u1215	DECI: EXEC	0	0.0	0.00%	0.0	0.00%	0.12%
pr1u1101	DECI: HOME	0	0.0	0.00%	0.0	0.00%	0.00%
pr1u1104	DECI: HOME	0	0.0	0.00%	0.0	0.00%	0.00%
pr1u1106	DECI: HOME	0	0.0	0.00%	0.0	0.00%	0.00%
pr1u1108	DECI: HOME	0	0.0	0.00%	0.0	0.00%	0.00%
pr1u1201	DECI: HOME	0	0.0	0.00%	0.0	0.00%	0.00%
pr1u1203	DECI: HOME	0	0.0	0.00%	0.0	0.00%	0.00%
pr1u1206	DECI: HOME	0	0.0	0.00%	0.0	0.00%	0.00%
pr1u1207	DECI: HOME	0	0.0	0.00%	0.0	0.00%	0.01%
pr1u1208	DECI: HOME	2	1.5	0.00%	1.5	0.00%	0.00%
pr1u1209	DECI: HOME	0	0.0	0.00%	0.0	0.00%	0.00%
pr1u1210	DECI: HOME	0	0.0	0.00%	0.0	0.00%	0.00%
<b>PRACE Total</b>		<b>803</b>	<b>32032.7</b>	<b>2.43%</b>	<b>32032.7</b>	<b>2.43%</b>	<b>2.64%</b>
ecse0101	eCSE	0	0.0	0.00%	0.0	0.00%	0.00%
ecse0102	eCSE	0	0.0	0.00%	0.0	0.00%	0.00%
ecse0103	eCSE	0	0.0	0.00%	0.0	0.00%	0.00%
ecse0105	eCSE	0	0.0	0.00%	0.0	0.00%	0.00%
ecse0108	eCSE	0	0.0	0.00%	0.0	0.00%	0.00%
ecse0110	eCSE	0	0.0	0.00%	0.0	0.00%	0.00%
ecse0113	eCSE	4	1.1	0.00%	1.1	0.00%	0.00%
ecse0115	eCSE	0	0.0	0.00%	0.0	0.00%	0.00%
ecse0116	eCSE	0	0.0	0.00%	0.0	0.00%	0.01%
ecse0117	eCSE	0	0.0	0.00%	0.0	0.00%	0.00%
ecse0118	eCSE	192	66.4	0.01%	66.4	0.01%	0.00%
ecse0202	eCSE	21	1.3	0.00%	1.4	0.00%	0.00%
ecse0203	eCSE	0	0.0	0.00%	0.0	0.00%	0.00%
ecse0206	eCSE	5	0.5	0.00%	0.5	0.00%	0.00%
ecse0208	eCSE	0	0.0	0.00%	0.0	0.00%	0.00%
ecse0209	eCSE	0	0.0	0.00%	0.0	0.00%	0.00%
ecse0213	eCSE	1	0.1	0.00%	0.1	0.00%	0.00%
ecse0215	eCSE	0	0.0	0.00%	0.0	0.00%	0.00%
ecse0217	eCSE	0	0.0	0.00%	0.0	0.00%	0.00%
ecsepr01	eCSE	0	0.0	0.00%	0.0	0.00%	0.01%
ecsepr02	eCSE	7	1.2	0.00%	1.2	0.00%	0.01%

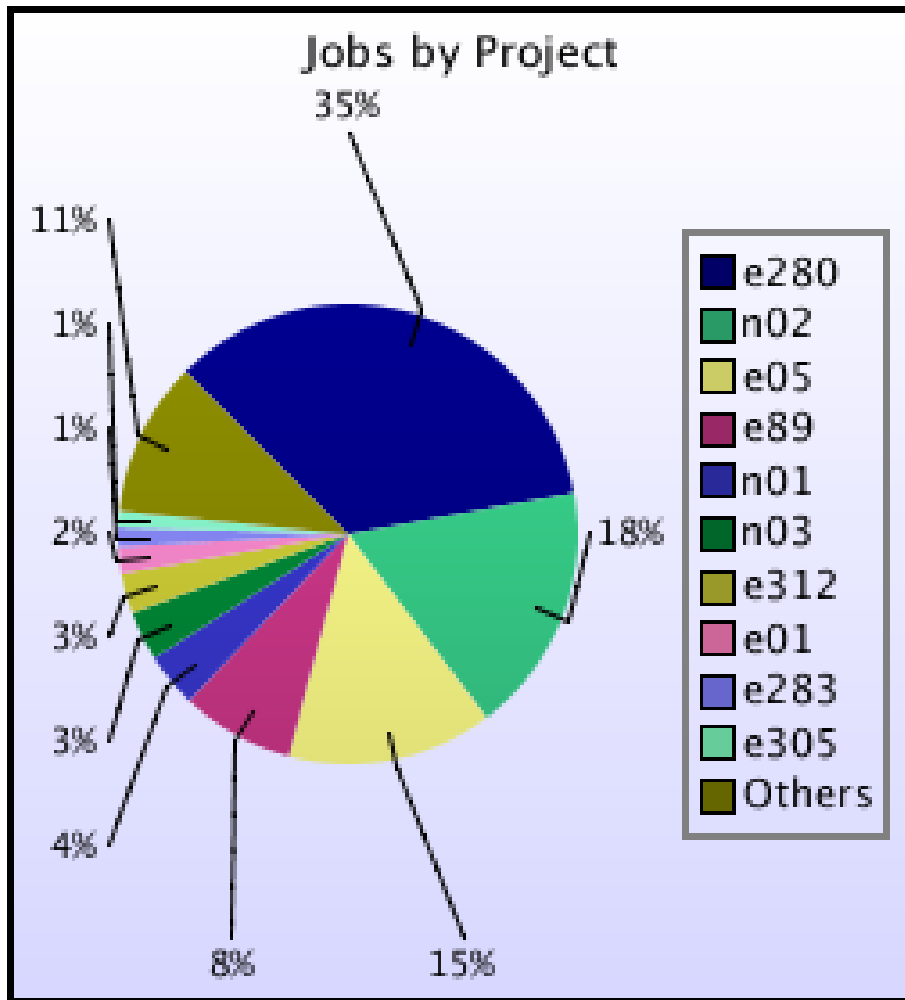
Project	Project Class	Number of Jobs	Charged kAUs	Charged Utilisation	Used kAUs	Utilisation	Allocation
ecsepr03	eCSE	0	0.0	0.00%	0.0	0.00%	0.01%
ecsepr04	eCSE	0	0.0	0.00%	0.0	0.00%	0.01%
ecsepr05	eCSE	0	0.0	0.00%	0.0	0.00%	0.01%
ecsepr06	eCSE	0	0.0	0.00%	0.0	0.00%	0.01%
ecsepr07	eCSE	27	175.4	0.01%	175.4	0.01%	0.01%
ecsepr08	eCSE	0	0.0	0.00%	0.0	0.00%	0.01%
ecsepr09	eCSE	0	0.0	0.00%	0.0	0.00%	0.01%
ecsepr10	eCSE	0	0.0	0.00%	0.0	0.00%	0.01%
ecsepr11	eCSE	0	0.0	0.00%	0.0	0.00%	0.01%
ecsepr12	eCSE	0	0.0	0.00%	0.0	0.00%	0.01%
ecsepr13	eCSE	0	0.0	0.00%	0.0	0.00%	0.01%
ecsepr14	eCSE	0	0.0	0.00%	0.0	0.00%	0.01%
ecsepr15	eCSE	0	0.0	0.00%	0.0	0.00%	0.01%
ecseta01	eCSE	0	0.0	0.00%	0.0	0.00%	0.01%
ecseta02	eCSE	0	0.0	0.00%	0.0	0.00%	0.01%
ecseta03	eCSE	0	0.0	0.00%	0.0	0.00%	0.01%
<b>eCSE Total</b>		<b>257</b>	<b>246.0</b>	<b>0.02%</b>	<b>246.1</b>	<b>0.02%</b>	<b>0.19%</b>
d43	ECDF	139	7753.0	0.59%	8537.8	0.65%	0.80%
d25	Research	0	0.0	0.00%	0.0	0.00%	0.10%
d35	Research	189	11.5	0.00%	11.5	0.00%	0.02%
d37	Research	74	2.4	0.00%	2.4	0.00%	0.09%
d41	Research	0	0.0	0.00%	0.0	0.00%	0.03%
d56	Research	476	2200.5	0.17%	2200.5	0.17%	0.26%
d57	Research	0	0.0	0.00%	0.0	0.00%	0.00%
d60	Research	0	0.0	0.00%	0.0	0.00%	0.00%
d61	Research	0	0.0	0.00%	0.0	0.00%	0.00%
d62	Research	0	0.0	0.00%	0.0	0.00%	0.02%
d63	Research	0	0.0	0.00%	0.0	0.00%	0.02%
d64	Research	0	0.0	0.00%	0.0	0.00%	0.02%
d65	Research	0	0.0	0.00%	0.0	0.00%	0.48%
d66	Research	0	0.0	0.00%	0.0	0.00%	0.00%
d67	Research	0	0.0	0.00%	0.0	0.00%	0.01%
d69	Research	0	0.0	0.00%	0.0	0.00%	0.01%
d70	Research	0	0.0	0.00%	0.0	0.00%	0.01%
d71	Research	44	879.0	0.07%	879.0	0.07%	0.10%
d72	Research	18	38.3	0.00%	38.3	0.00%	0.05%
d73	Research	0	0.0	0.00%	0.0	0.00%	0.75%
e324	Research	0	0.0	0.00%	0.0	0.00%	0.04%
i01	Industrial	2	1.1	0.00%	1.1	0.00%	0.00%
i02	Industrial	0	0.0	0.00%	0.0	0.00%	0.00%
i03	Industrial	0	0.0	0.00%	0.0	0.00%	0.14%
i04	Industrial	0	0.0	0.00%	0.0	0.00%	0.00%
i06	Industrial	0	0.0	0.00%	0.0	0.00%	0.00%
i10	Industrial	0	0.0	0.00%	0.0	0.00%	0.00%
i13	Industrial	0	0.0	0.00%	0.0	0.00%	0.00%
i15	Industrial	22	6.2	0.00%	6.2	0.00%	0.02%
i16	Industrial	0	0.0	0.00%	0.0	0.00%	0.00%
x08	Industrial	18	85.6	0.01%	85.6	0.01%	0.00%
d59	Training	399	349.2	0.03%	349.2	0.03%	0.02%
d68	Training	24	46.2	0.00%	46.2	0.00%	0.03%
d74	Training	222	2.5	0.00%	2.5	0.00%	0.00%
d39	Service	0	0.0	0.00%	0.0	0.00%	0.01%
i14	Service	0	0.0	0.00%	0.0	0.00%	0.03%
y01	Service	0	0.0	0.00%	0.0	0.00%	0.01%
y02	Service	18	0.4	0.00%	0.4	0.00%	0.04%
y07	Service	7	2.9	0.00%	2.9	0.00%	0.00%
z02	Service	12	0.3	0.00%	0.3	0.00%	0.02%
z99	Service	34	0.6	0.00%	0.6	0.00%	0.00%
<b>DirectorsTime Total</b>		<b>1698</b>	<b>11379.6</b>	<b>0.86%</b>	<b>12164.3</b>	<b>0.92%</b>	<b>3.17%</b>
y14	Training	546	122.4	0.01%	83.5	0.01%	0.02%
z01	Service	499	2488.7	0.19%	2489.6	0.19%	0.55%
<b>CSE Total</b>		<b>1045</b>	<b>2611.2</b>	<b>0.20%</b>	<b>2573.1</b>	<b>0.20%</b>	<b>0.57%</b>

Project	Project Class	Number of Jobs	Charged kAUs	Charged Utilisation	Used kAUs	Utilisation	Allocation
w01	Service	0	0.0	0.00%	0.0	0.00%	0.01%
w02	Service	10	32.9	0.00%	32.9	0.00%	0.01%
w03	Service	0	0.0	0.00%	0.0	0.00%	0.01%
w04	Service	0	0.0	0.00%	0.0	0.00%	0.01%
w05	Service	0	0.0	0.00%	0.0	0.00%	0.01%
y21	Service	1	0.0	0.00%	0.0	0.00%	0.01%
Internal Total		11	32.9	0.00%	32.9	0.00%	0.08%
Total		83532	886363.5	67.26%	965808.4	73.29%	67.78%



### Uncharged Use by Project



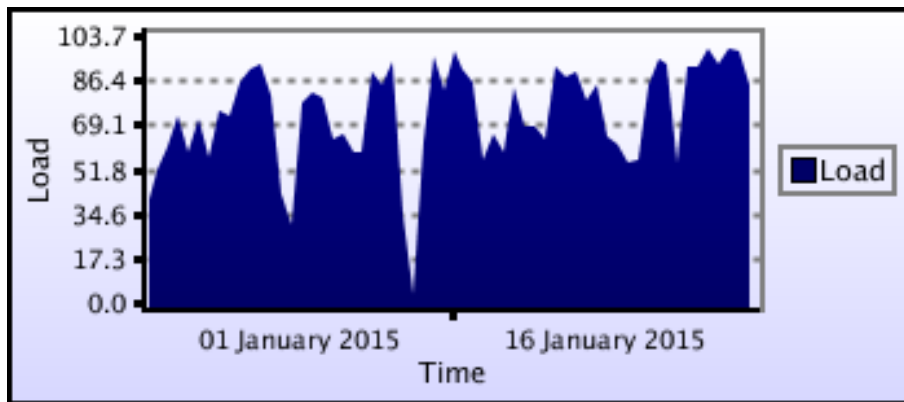


### kAUs (by Size)

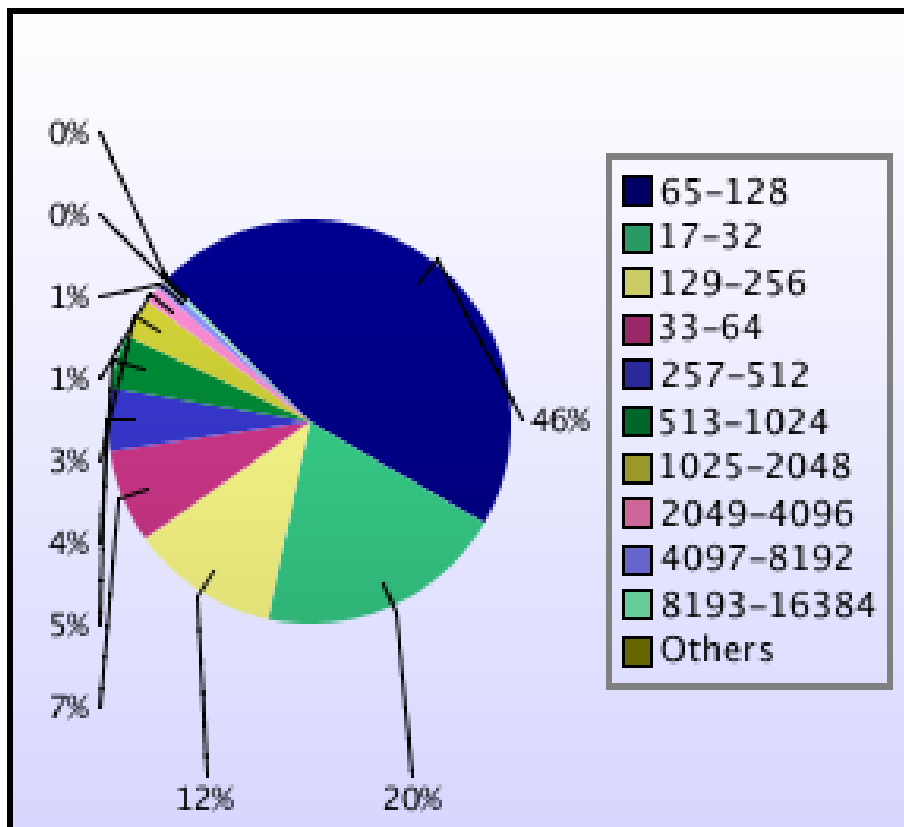
Size	kAUs	Number of Jobs
17-32	11499.862	16663
33-64	14753.213	6245
65-128	55536.254	38311
129-256	97085.955	9909
257-512	132043.747	4183
513-1024	114441.372	3591
1025-2048	106784.996	2659
2049-4096	116484.565	1111
4097-8192	165620.199	554
8193-16384	55655.566	255
16385-32768	14010.853	37
32769-65536	1023.488	6



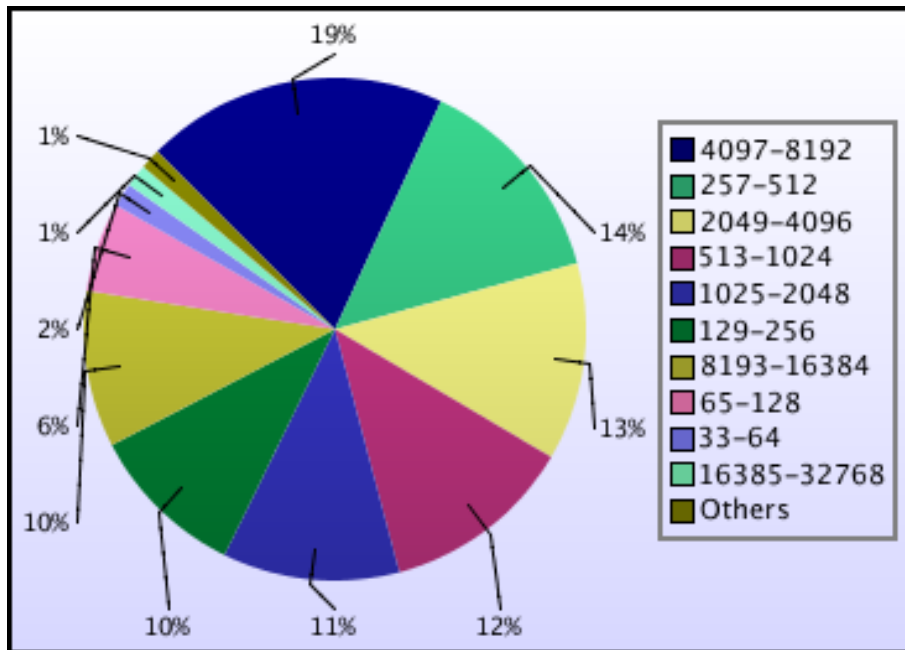
## Load plots



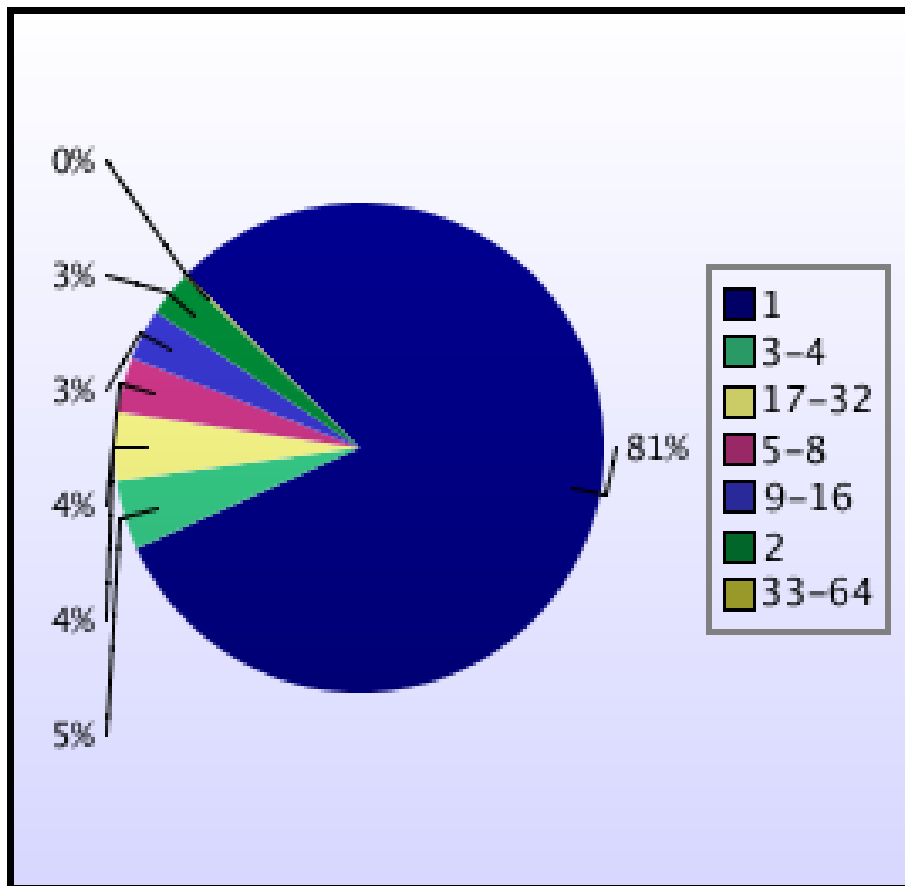
Percentage load on machine



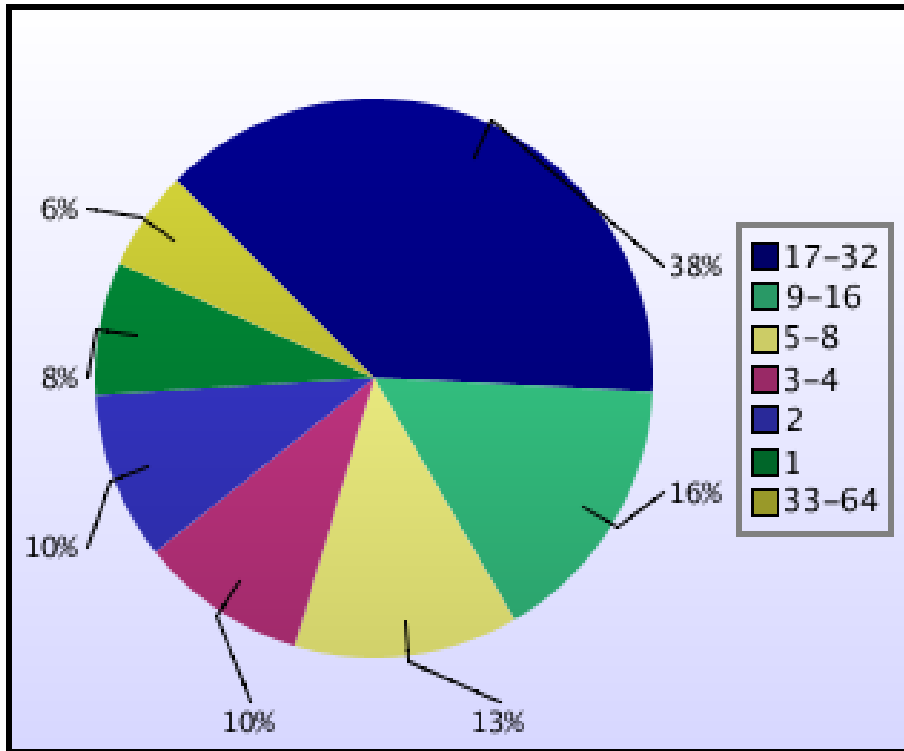
Jobs by Size



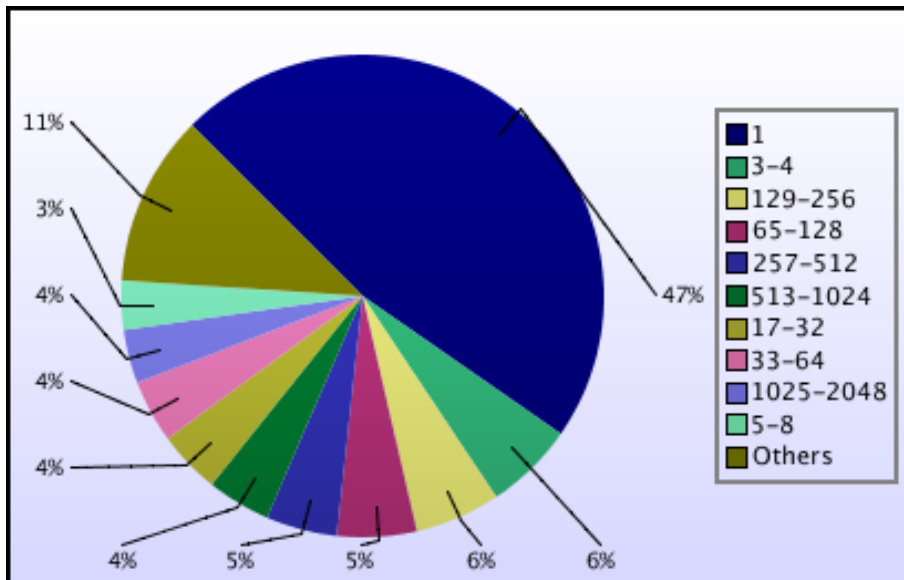
kAUs used by Size



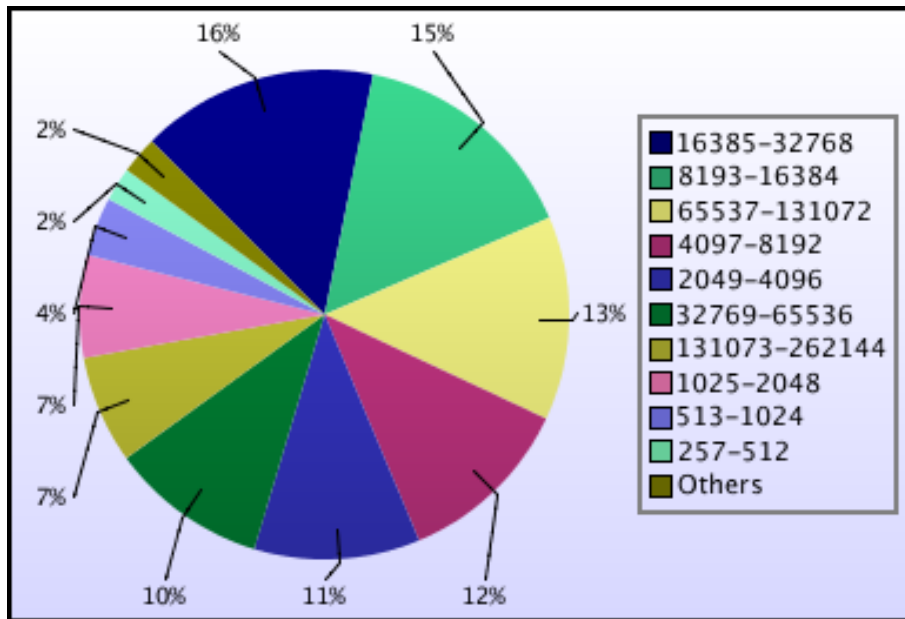
Jobs grouped by wall-clock-hours



kAUs used grouped by wall-clock-hours



Jobs grouped by core-hours

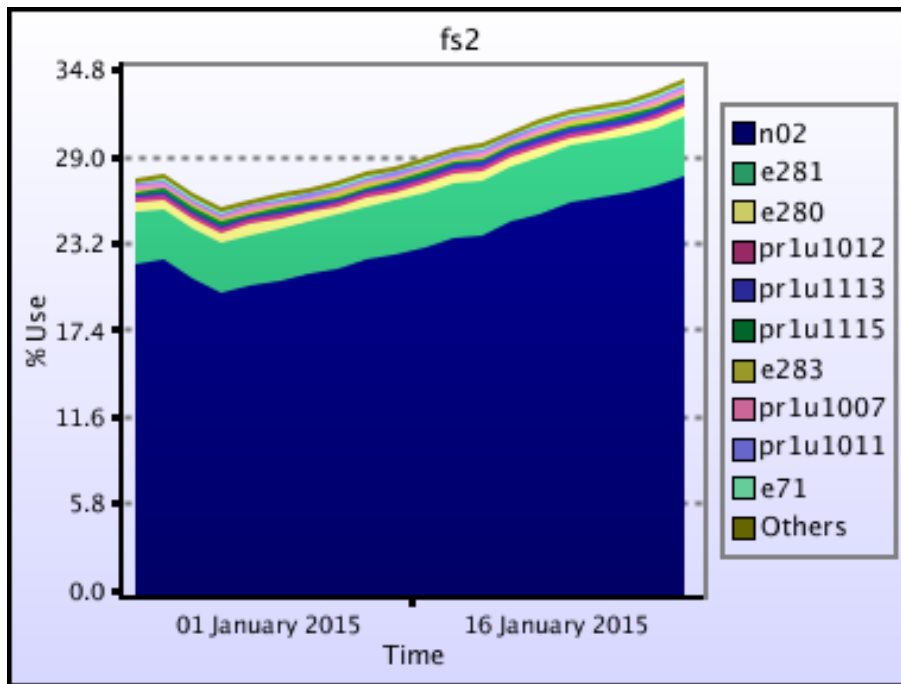


kAUs used grouped by core-hours

## Disk usage

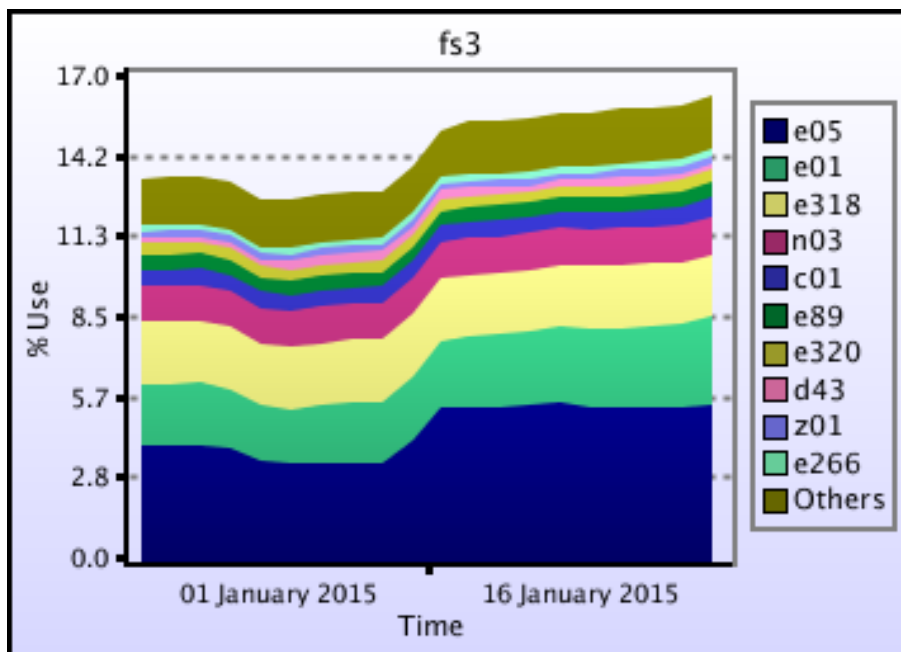
### Disk usage for work (fs2)

This is a plot of Disk Use on fs2 against time. The plot is divided into a number of classes according to Project. This is a stacked plot so the top of the plot represents the total usage at a given time.



### Disk usage for work (fs3)

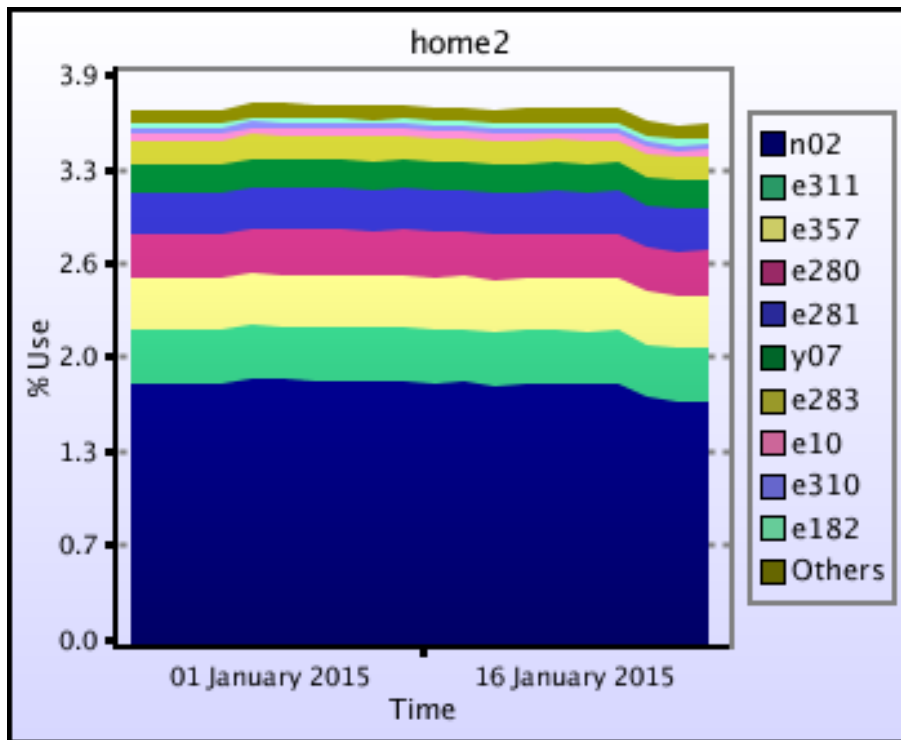
This is a plot of Disk Use on fs3 against time. The plot is divided into a number of classes according to Project. This is a stacked plot so the top of the plot represents the total usage at a given time.





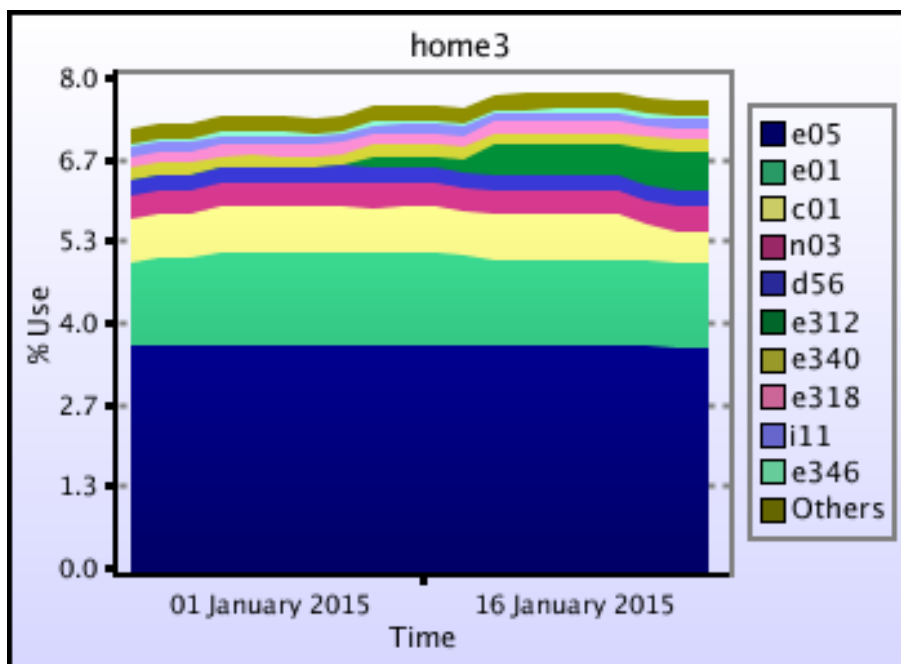
### Disk usage for home (home2)

This is a plot of Disk Use on home2 against time. The plot is divided into a number of classes according to Project. This is a stacked plot so the top of the plot represents the total usage at a given time.



### Disk usage for home (home3)

This is a plot of Disk Use on home3 against time. The plot is divided into a number of classes according to Project. This is a stacked plot so the top of the plot represents the total usage at a given time.



## Disk usage for home (home4)

This is a plot of Disk Use on home4 against time. The plot is divided into a number of classes according to Project. This is a stacked plot so the top of the plot represents the total usage at a given time.

