

Monthly Reporting

Report from 01 March 2015 to 31 March 2015

Report for Resource Pool XC on ARCHER

A total of 1,316,001 kAU were available during this period.

Use and Allocations (by Project)

In the following table Charged refers to usage which was charged against the project Allocation. This excludes any usage discounted via incentive schemes. The (Allocation) column is the time allocated to the project, scaled according to the reporting period and shown as a fraction of the available resources.

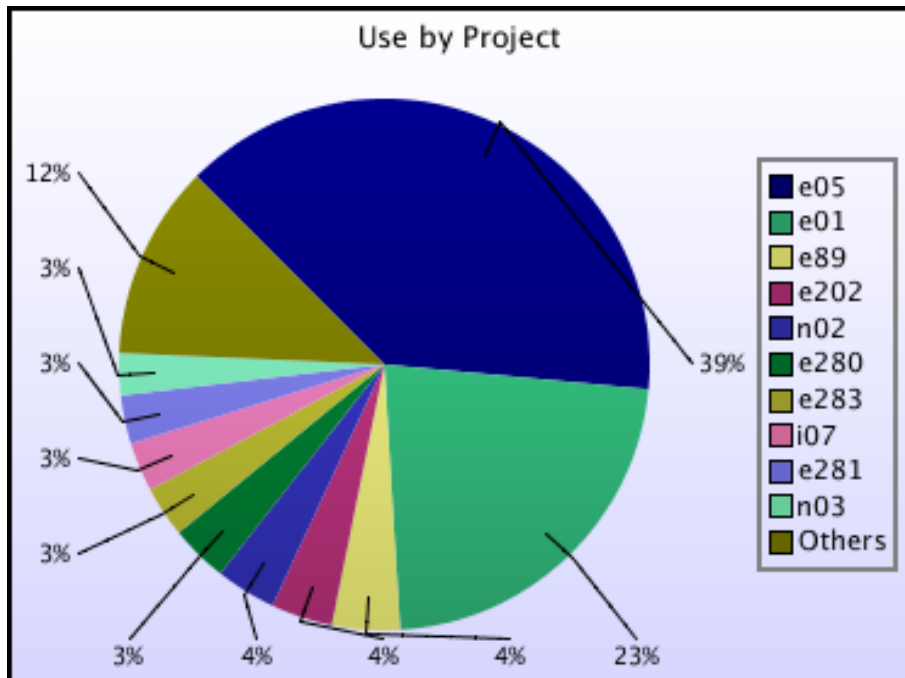
Project	Project Class	Number of Jobs	Charged kAUs	Charged Utilisation	Used kAUs	Utilisation	Allocation
e01	Consortia	1413	267026.6	20.29%	270359.3	20.54%	4.19%
e05	Consortia	12117	459161.9	34.89%	466993.3	35.49%	12.58%
e89	Consortia	4275	49389.5	3.75%	49415.2	3.75%	8.05%
e280	Consortia	1138	41747.2	3.17%	41866.2	3.18%	3.08%
e281	Consortia	613	35250.5	2.68%	35252.3	2.68%	1.43%
e283	Consortia	625	37088.6	2.82%	37088.6	2.82%	1.16%
e305	Consortia	622	27303.8	2.07%	27303.8	2.07%	1.32%
c01	Class1a	232	324.3	0.02%	324.3	0.02%	0.24%
e10	Class1a	9	54.3	0.00%	54.3	0.00%	0.60%
e71	Class1a	75	363.0	0.03%	363.0	0.03%	0.20%
e110	Class1a	9	2342.8	0.18%	2342.8	0.18%	0.33%
e125	Class1a	46	1284.0	0.10%	1284.0	0.10%	0.26%
e155	Class1a	0	0.0	0.00%	0.0	0.00%	0.00%
e174	Class1a	27	191.0	0.01%	191.0	0.01%	0.38%
e175	Class1a	14	0.0	0.00%	886.1	0.07%	0.14%
e179	Class1a	31	2080.4	0.16%	2080.4	0.16%	0.36%
e182	Class1a	0	0.0	0.00%	0.0	0.00%	0.03%
e184	Class1a	3	38.0	0.00%	38.2	0.00%	0.22%
e191	Class1a	72	1585.7	0.12%	1585.7	0.12%	0.14%
e202	Class1a	123	44895.4	3.41%	44895.4	3.41%	0.74%
e220	Class1a	244	161.2	0.01%	161.2	0.01%	0.04%
e228	Class1a	0	0.0	0.00%	0.0	0.00%	0.04%
e229	Class1a	1	0.0	0.00%	0.0	0.00%	0.04%
e266	Class1a	177	1948.3	0.15%	2850.7	0.22%	0.69%
e268	Class1a	0	0.0	0.00%	0.0	0.00%	0.04%
e272	Class1a	470	3015.5	0.23%	3015.5	0.23%	0.25%
e282	Class1a	70	1349.8	0.10%	1349.8	0.10%	0.06%
e290	Class1a	176	21.1	0.00%	21.1	0.00%	0.01%
e291	Class1a	1	14.5	0.00%	14.5	0.00%	0.06%
e300	Class1a	13	67.5	0.01%	67.5	0.01%	0.06%
e301	Class1a	74	1022.2	0.08%	1022.2	0.08%	0.07%
e304	Class1a	1	0.1	0.00%	0.1	0.00%	0.55%
e320	Class1a	0	0.0	0.00%	0.0	0.00%	0.17%
e330	Class1a	0	0.0	0.00%	0.0	0.00%	0.01%
e331	Class1a	88	335.5	0.03%	335.5	0.03%	0.11%
e332	Class1a	0	0.0	0.00%	0.0	0.00%	0.05%
e333	Class1a	15	336.1	0.03%	336.1	0.03%	0.34%
e336	Class1a	0	0.0	0.00%	0.0	0.00%	0.01%
e342	Class1a	3	213.0	0.02%	213.0	0.02%	0.04%
e343	Class1a	63	1361.6	0.10%	1361.6	0.10%	0.11%
e358	Class1a	0	0.0	0.00%	0.0	0.00%	0.06%
e364	Class1a	0	0.0	0.00%	0.0	0.00%	0.06%
e365	Class1a	0	0.0	0.00%	0.0	0.00%	0.11%
e375	Class1a	0	0.0	0.00%	0.0	0.00%	0.22%
e377	Class1a	0	0.0	0.00%	0.0	0.00%	0.14%
e385	Class1a	37	769.0	0.06%	769.0	0.06%	1.25%
e403	Class1a	0	0.0	0.00%	0.0	0.00%	0.00%
e312	Direct Access: ARCHER RAP	1	148.7	0.01%	148.7	0.01%	0.00%
e313	Direct Access: ARCHER RAP	27	3401.6	0.26%	3401.6	0.26%	0.09%

Project	Project Class	Number of Jobs	Charged kAUs	Charged Utilisation	Used kAUs	Utilisation	Allocation
e316	Direct Access: ARCHER RAP	0	0.0	0.00%	0.0	0.00%	0.04%
e317	Direct Access: ARCHER RAP	67	10176.2	0.77%	10176.2	0.77%	0.21%
e318	Direct Access: ARCHER RAP	0	0.0	0.00%	0.0	0.00%	0.07%
e321	Direct Access: ARCHER RAP	3	2.5	0.00%	2.5	0.00%	0.11%
e338	Direct Access: ARCHER RAP	10	279.5	0.02%	279.5	0.02%	0.42%
e339	Direct Access: ARCHER RAP	18	4396.4	0.33%	4396.4	0.33%	0.39%
e346	Direct Access: ARCHER RAP	0	0.0	0.00%	0.0	0.00%	0.08%
e347	Direct Access: ARCHER RAP	59	26.0	0.00%	26.0	0.00%	0.07%
e348	Direct Access: ARCHER RAP	119	381.8	0.03%	381.8	0.03%	0.30%
e351	Direct Access: ARCHER RAP	6	173.3	0.01%	173.3	0.01%	0.04%
e352	Direct Access: ARCHER RAP	102	979.3	0.07%	979.3	0.07%	0.12%
e354	Direct Access: ARCHER RAP	0	0.0	0.00%	0.0	0.00%	0.08%
e355	Direct Access: ARCHER RAP	39	1111.3	0.08%	1111.3	0.08%	0.20%
e356	Direct Access: ARCHER RAP	5	757.2	0.06%	757.2	0.06%	0.07%
e360	Direct Access: ARCHER RAP	63	2452.3	0.19%	2452.3	0.19%	0.14%
e370	Direct Access: ARCHER RAP	191	672.5	0.05%	672.5	0.05%	0.16%
e371	Direct Access: ARCHER RAP	17	1228.1	0.09%	1228.1	0.09%	0.32%
e372	Direct Access: ARCHER RAP	17	9292.2	0.71%	9292.2	0.71%	0.33%
e373	Direct Access: ARCHER RAP	0	0.0	0.00%	0.0	0.00%	0.24%
e392	Direct Access: ARCHER RAP	139	2987.1	0.23%	3128.8	0.24%	0.35%
e393	Direct Access: ARCHER RAP	0	0.0	0.00%	0.0	0.00%	0.16%
e394	Direct Access: ARCHER RAP	0	0.0	0.00%	0.0	0.00%	0.14%
e396	Direct Access: ARCHER RAP	4	0.0	0.00%	0.3	0.00%	0.22%
e397	Direct Access: ARCHER RAP	1	0.4	0.00%	0.4	0.00%	0.13%
e398	Direct Access: ARCHER RAP	0	0.0	0.00%	0.0	0.00%	0.19%
e399	Direct Access: ARCHER RAP	116	296.6	0.02%	296.6	0.02%	0.22%
e400	Direct Access: ARCHER RAP	0	0.0	0.00%	0.0	0.00%	0.10%
e402	Direct Access: ARCHER RAP	29	12.2	0.00%	12.2	0.00%	0.06%
e359	Instant Access	154	1385.1	0.11%	1385.1	0.11%	0.12%
e368	Instant Access	0	0.0	0.00%	0.0	0.00%	0.02%
e369	Instant Access	0	0.0	0.00%	0.0	0.00%	0.01%
e374	Instant Access	26	8274.2	0.63%	8274.2	0.63%	0.36%
e376	Instant Access	15	120.5	0.01%	120.5	0.01%	0.26%
e379	Instant Access	0	0.0	0.00%	0.0	0.00%	0.02%
e380	Instant Access	27	0.5	0.00%	0.5	0.00%	0.01%
e381	Instant Access	11	116.3	0.01%	116.3	0.01%	0.02%
e383	Instant Access	2	19.4	0.00%	19.4	0.00%	0.01%

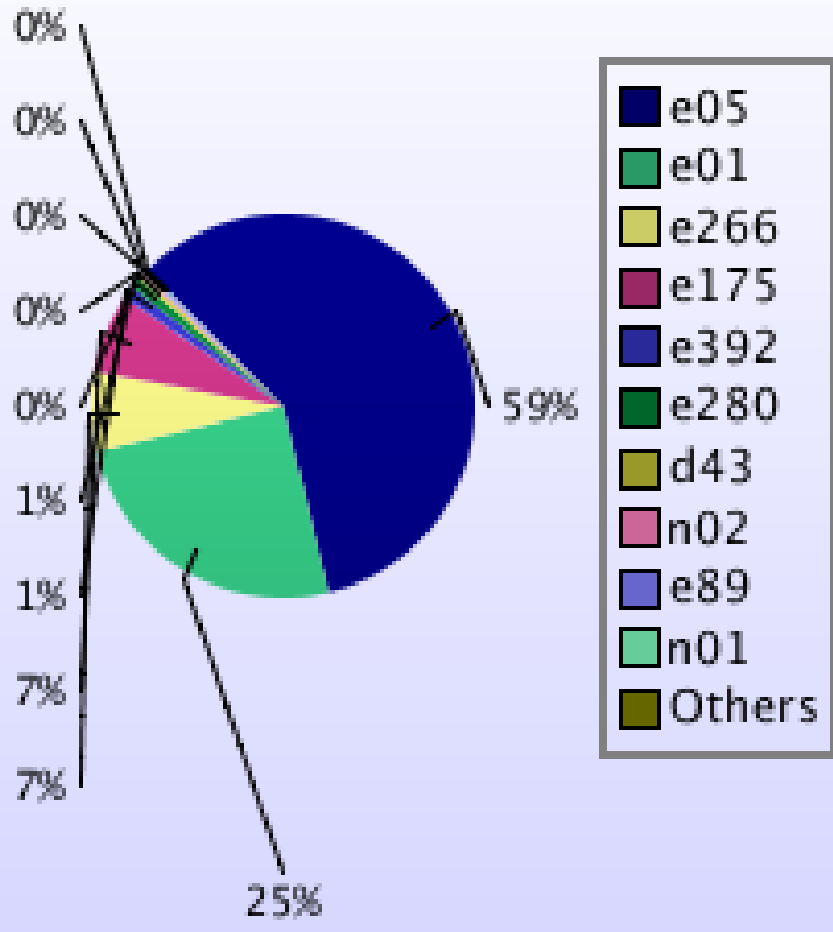
Project	Project Class	Number of Jobs	Charged kAUs	Charged Utilisation	Used kAUs	Utilisation	Allocation
e384	Instant Access	0	0.0	0.00%	0.0	0.00%	0.02%
e386	Instant Access	0	0.0	0.00%	0.0	0.00%	0.02%
e387	Instant Access	0	0.0	0.00%	0.0	0.00%	0.02%
e388	Instant Access	0	0.0	0.00%	0.0	0.00%	0.02%
e389	Instant Access	45	2.6	0.00%	3.0	0.00%	0.02%
e390	Instant Access	0	0.0	0.00%	0.0	0.00%	0.02%
e391	Instant Access	107	117.5	0.01%	117.5	0.01%	0.02%
e395	Instant Access	0	0.0	0.00%	0.0	0.00%	0.01%
e401	Instant Access	9	0.7	0.00%	0.7	0.00%	0.02%
e404	Instant Access	0	0.0	0.00%	0.0	0.00%	0.01%
e406	Instant Access	0	0.0	0.00%	0.0	0.00%	0.00%
r10	RDF: Pilot	0	0.0	0.00%	0.0	0.00%	0.00%
i07	Industrial	75	35802.7	2.72%	35802.7	2.72%	1.02%
e382	Service	232	3082.4	0.23%	3082.4	0.23%	0.19%
EPSRC Total		24613	1068439.4	81.19%	1081681.2	82.19%	47.26%
n01	Consortia	3008	21234.6	1.61%	21244.6	1.61%	5.40%
n02	Consortia	5511	44205.4	3.36%	44107.5	3.35%	8.17%
n03	Consortia	1395	30668.6	2.33%	30668.6	2.33%	3.02%
NERC Total		9914	96108.7	7.30%	96020.7	7.30%	16.60%
b14	Class1a	0	0.0	0.00%	0.0	0.00%	0.02%
b16	Class1a	9	468.9	0.04%	468.9	0.04%	0.03%
e329	Class1a	0	0.0	0.00%	0.0	0.00%	0.03%
BBSRC Total		9	468.9	0.04%	468.9	0.04%	0.08%
pr1u1103	DECI: EXEC	20	2586.5	0.20%	2586.5	0.20%	0.19%
pr1u1105	DECI: EXEC	0	0.0	0.00%	0.0	0.00%	0.21%
pr1u1109	DECI: EXEC	0	0.0	0.00%	0.0	0.00%	0.19%
pr1u1110	DECI: EXEC	0	0.0	0.00%	0.0	0.00%	0.11%
pr1u1111	DECI: EXEC	0	0.0	0.00%	0.0	0.00%	0.04%
pr1u1112	DECI: EXEC	0	0.0	0.00%	0.0	0.00%	0.17%
pr1u1113	DECI: EXEC	9	3235.5	0.25%	3235.5	0.25%	0.28%
pr1u1114	DECI: EXEC	42	1291.5	0.10%	1291.5	0.10%	0.02%
pr1u1115	DECI: EXEC	20	45.5	0.00%	45.5	0.00%	0.10%
pr1u1202	DECI: EXEC	81	1303.8	0.10%	1303.8	0.10%	0.41%
pr1u1204	DECI: EXEC	0	0.0	0.00%	0.0	0.00%	0.22%
pr1u1205	DECI: EXEC	2	0.6	0.00%	0.6	0.00%	0.12%
pr1u1211	DECI: EXEC	15	2.6	0.00%	2.6	0.00%	0.11%
pr1u1212	DECI: EXEC	41	841.4	0.06%	841.4	0.06%	0.15%
pr1u1213	DECI: EXEC	31	7653.4	0.58%	7653.4	0.58%	0.10%
pr1u1214	DECI: EXEC	0	0.0	0.00%	0.0	0.00%	0.07%
pr1u1215	DECI: EXEC	0	0.0	0.00%	0.0	0.00%	0.12%
pr1u1201	DECI: HOME	0	0.0	0.00%	0.0	0.00%	0.00%
pr1u1203	DECI: HOME	0	0.0	0.00%	0.0	0.00%	0.00%
pr1u1206	DECI: HOME	0	0.0	0.00%	0.0	0.00%	0.00%
pr1u1207	DECI: HOME	0	0.0	0.00%	0.0	0.00%	0.01%
pr1u1208	DECI: HOME	0	0.0	0.00%	0.0	0.00%	0.00%
pr1u1209	DECI: HOME	0	0.0	0.00%	0.0	0.00%	0.00%
pr1u1210	DECI: HOME	0	0.0	0.00%	0.0	0.00%	0.00%
PRACE Total		261	16960.9	1.29%	16960.9	1.29%	2.61%
ecse0101	eCSE	0	0.0	0.00%	0.0	0.00%	0.00%
ecse0102	eCSE	0	0.0	0.00%	0.0	0.00%	0.00%
ecse0103	eCSE	0	0.0	0.00%	0.0	0.00%	0.00%
ecse0105	eCSE	0	0.0	0.00%	0.0	0.00%	0.00%
ecse0110	eCSE	0	0.0	0.00%	0.0	0.00%	0.00%
ecse0113	eCSE	21	97.6	0.01%	97.6	0.01%	0.00%
ecse0115	eCSE	64	17.1	0.00%	17.1	0.00%	0.00%
ecse0117	eCSE	0	0.0	0.00%	0.0	0.00%	0.00%
ecse0118	eCSE	0	0.0	0.00%	0.0	0.00%	0.00%
ecse0119	eCSE	0	0.0	0.00%	0.0	0.00%	0.00%
ecse0202	eCSE	2	0.0	0.00%	0.1	0.00%	0.00%
ecse0203	eCSE	0	0.0	0.00%	0.0	0.00%	0.00%
ecse0206	eCSE	10	0.1	0.00%	0.1	0.00%	0.00%
ecse0208	eCSE	0	0.0	0.00%	0.0	0.00%	0.00%
ecse0209	eCSE	0	0.0	0.00%	0.0	0.00%	0.00%

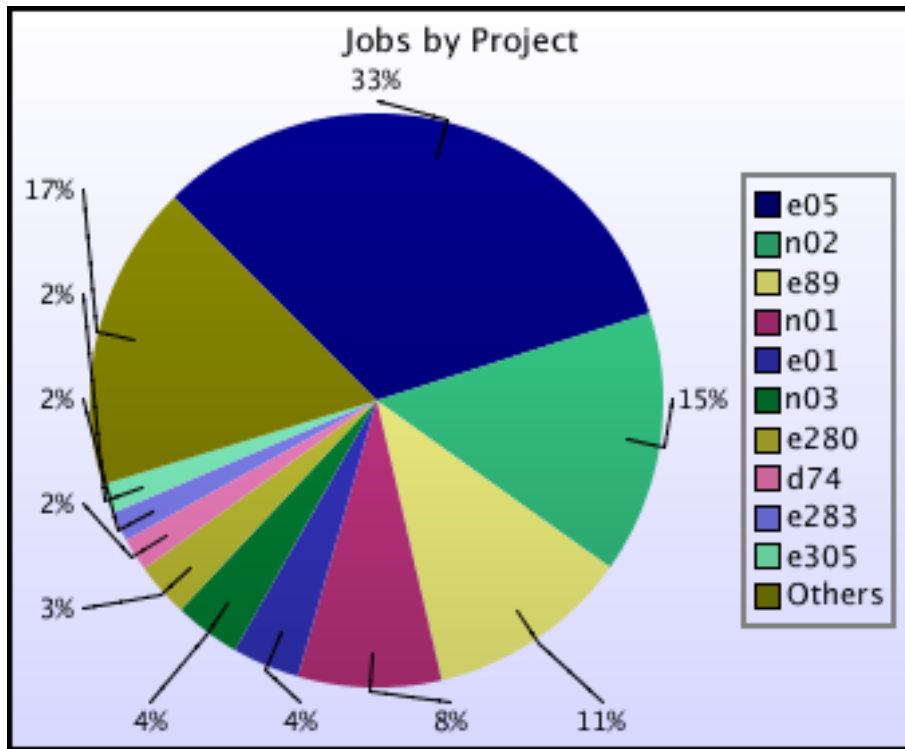
Project	Project Class	Number of Jobs	Charged kAUs	Charged Utilisation	Used kAUs	Utilisation	Allocation
ecse0211	eCSE	0	0.0	0.00%	0.0	0.00%	0.00%
ecse0213	eCSE	0	0.0	0.00%	0.0	0.00%	0.00%
ecse0215	eCSE	0	0.0	0.00%	0.0	0.00%	0.00%
ecse0217	eCSE	1	1.0	0.00%	1.0	0.00%	0.00%
ecse0301	eCSE	13	3.9	0.00%	3.9	0.00%	0.00%
ecse0302	eCSE	0	0.0	0.00%	0.0	0.00%	0.00%
ecse0303	eCSE	10	11.3	0.00%	11.3	0.00%	0.00%
ecse0307	eCSE	0	0.0	0.00%	0.0	0.00%	0.00%
ecse0308	eCSE	0	0.0	0.00%	0.0	0.00%	0.00%
ecse0309	eCSE	0	0.0	0.00%	0.0	0.00%	0.01%
ecse0310	eCSE	0	0.0	0.00%	0.0	0.00%	0.00%
ecse0313	eCSE	0	0.0	0.00%	0.0	0.00%	0.00%
ecsepr01	eCSE	0	0.0	0.00%	0.0	0.00%	0.01%
ecsepr02	eCSE	4	15.5	0.00%	15.5	0.00%	0.01%
ecsepr03	eCSE	0	0.0	0.00%	0.0	0.00%	0.01%
ecsepr04	eCSE	0	0.0	0.00%	0.0	0.00%	0.01%
ecsepr05	eCSE	0	0.0	0.00%	0.0	0.00%	0.01%
ecsepr06	eCSE	0	0.0	0.00%	0.0	0.00%	0.01%
ecsepr07	eCSE	0	0.0	0.00%	0.0	0.00%	0.01%
ecsepr08	eCSE	0	0.0	0.00%	0.0	0.00%	0.01%
ecsepr09	eCSE	0	0.0	0.00%	0.0	0.00%	0.01%
ecsepr10	eCSE	0	0.0	0.00%	0.0	0.00%	0.01%
ecsepr11	eCSE	0	0.0	0.00%	0.0	0.00%	0.01%
ecsepr12	eCSE	0	0.0	0.00%	0.0	0.00%	0.01%
ecsepr13	eCSE	0	0.0	0.00%	0.0	0.00%	0.01%
ecsepr14	eCSE	0	0.0	0.00%	0.0	0.00%	0.01%
ecsepr15	eCSE	0	0.0	0.00%	0.0	0.00%	0.01%
ecsepr16	eCSE	0	0.0	0.00%	0.0	0.00%	0.01%
ecseta01	eCSE	0	0.0	0.00%	0.0	0.00%	0.01%
ecseta02	eCSE	0	0.0	0.00%	0.0	0.00%	0.01%
ecseta03	eCSE	0	0.0	0.00%	0.0	0.00%	0.01%
eCSE Total		125	146.5	0.01%	146.6	0.01%	0.21%
d43	ECDF	49	31.0	0.00%	92.0	0.01%	0.80%
d25	Research	42	299.9	0.02%	300.0	0.02%	0.10%
d35	Research	272	727.3	0.06%	727.3	0.06%	0.02%
d37	Research	0	0.0	0.00%	0.0	0.00%	0.09%
d41	Research	0	0.0	0.00%	0.0	0.00%	0.03%
d56	Research	88	527.4	0.04%	527.4	0.04%	0.26%
d57	Research	0	0.0	0.00%	0.0	0.00%	0.00%
d60	Research	0	0.0	0.00%	0.0	0.00%	0.00%
d61	Research	0	0.0	0.00%	0.0	0.00%	0.00%
d62	Research	73	1.1	0.00%	1.1	0.00%	0.02%
d63	Research	0	0.0	0.00%	0.0	0.00%	0.02%
d64	Research	0	0.0	0.00%	0.0	0.00%	0.02%
d65	Research	4	0.1	0.00%	0.1	0.00%	0.48%
d66	Research	0	0.0	0.00%	0.0	0.00%	0.00%
d67	Research	36	115.4	0.01%	115.4	0.01%	0.01%
d69	Research	0	0.0	0.00%	0.0	0.00%	0.01%
d70	Research	135	9.7	0.00%	9.7	0.00%	0.01%
d71	Research	0	0.0	0.00%	0.0	0.00%	0.10%
d72	Research	0	0.0	0.00%	0.0	0.00%	0.05%
d73	Research	0	0.0	0.00%	0.0	0.00%	0.75%
d75	Research	12	26.3	0.00%	26.3	0.00%	0.01%
d76	Research	0	0.0	0.00%	0.0	0.00%	0.01%
e324	Research	7	15.4	0.00%	15.4	0.00%	0.04%
i01	Industrial	11	88.1	0.01%	88.1	0.01%	0.00%
i02	Industrial	0	0.0	0.00%	0.0	0.00%	0.00%
i03	Industrial	0	0.0	0.00%	0.0	0.00%	0.14%
i04	Industrial	0	0.0	0.00%	0.0	0.00%	0.00%
i06	Industrial	0	0.0	0.00%	0.0	0.00%	0.00%
i10	Industrial	0	0.0	0.00%	0.0	0.00%	0.00%
i13	Industrial	0	0.0	0.00%	0.0	0.00%	0.00%
i15	Industrial	0	0.0	0.00%	0.0	0.00%	0.02%

Project	Project Class	Number of Jobs	Charged kAUs	Charged Utilisation	Used kAUs	Utilisation	Allocation
i16	Industrial	0	0.0	0.00%	0.0	0.00%	0.00%
i17	Industrial	10	0.0	0.00%	0.0	0.00%	0.00%
x06	Industrial	43	0.6	0.00%	0.6	0.00%	0.00%
x08	Industrial	8	1.7	0.00%	1.7	0.00%	0.00%
d59	Training	50	3.3	0.00%	3.3	0.00%	0.02%
d68	Training	18	18.3	0.00%	12.5	0.00%	0.03%
d74	Training	695	64.0	0.00%	64.0	0.00%	0.01%
d39	Service	0	0.0	0.00%	0.0	0.00%	0.01%
i14	Service	0	0.0	0.00%	0.0	0.00%	0.03%
y01	Service	0	0.0	0.00%	0.0	0.00%	0.01%
y02	Service	22	1.3	0.00%	1.3	0.00%	0.04%
y07	Service	1	0.0	0.00%	0.0	0.00%	0.00%
z02	Service	2	0.0	0.00%	0.0	0.00%	0.02%
z99	Service	25	0.4	0.00%	0.4	0.00%	0.00%
DirectorsTime Total		1603	1931.4	0.15%	1986.6	0.15%	3.19%
y14	Training	404	322.7	0.02%	216.8	0.02%	0.02%
z01	Service	170	305.1	0.02%	305.1	0.02%	0.55%
CSE Total		574	627.7	0.05%	521.9	0.04%	0.57%
w01	Service	0	0.0	0.00%	0.0	0.00%	0.01%
w02	Service	7	23.7	0.00%	23.7	0.00%	0.01%
w03	Service	0	0.0	0.00%	0.0	0.00%	0.01%
w04	Service	0	0.0	0.00%	0.0	0.00%	0.01%
w05	Service	107	30.9	0.00%	30.9	0.00%	0.01%
y21	Service	0	0.0	0.00%	0.0	0.00%	0.01%
Internal Total		114	54.6	0.00%	54.6	0.00%	0.08%
Total		37213	1184738.1	90.03%	1197841.5	91.02%	70.59%



Uncharged Use by Project

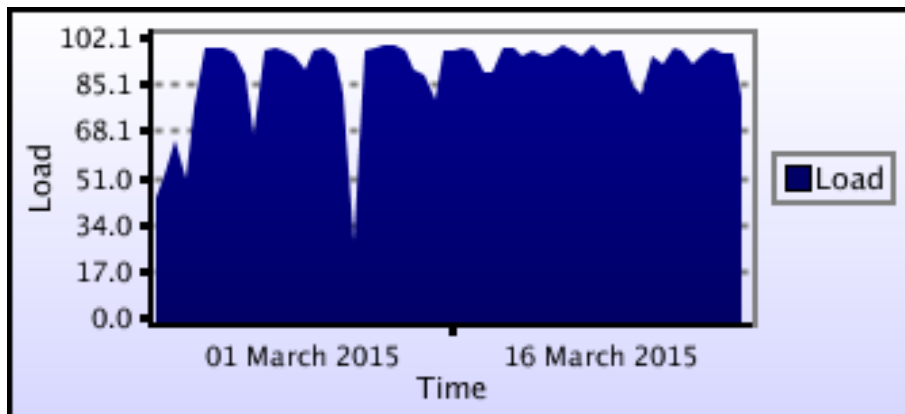




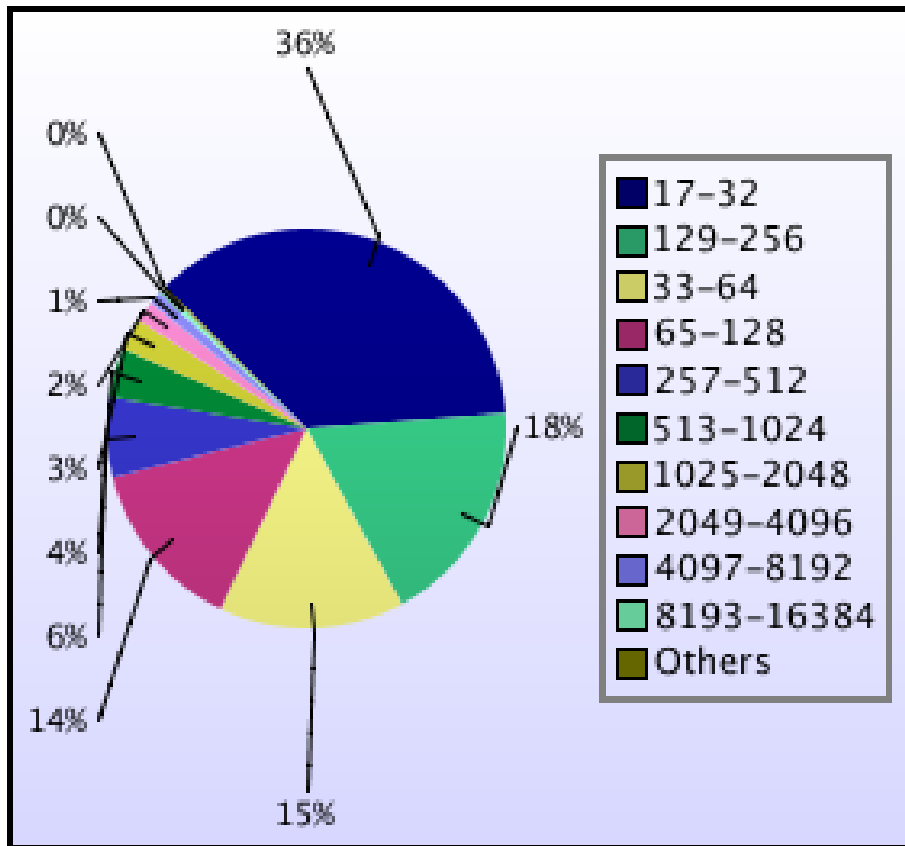
kAUs (by Size)

Size	kAUs	Number of Jobs
1-32	6017.049	13496
33-64	11450.124	5585
65-128	39533.605	5202
129-256	73242.777	6811
257-512	115563.884	2395
513-1024	144721.323	1478
1025-2048	143201.471	983
2049-4096	141879.59	629
4097-8192	177334.961	372
8193-16384	96091.362	176
16385-32768	166458.125	52
32769-65536	68511.611	22

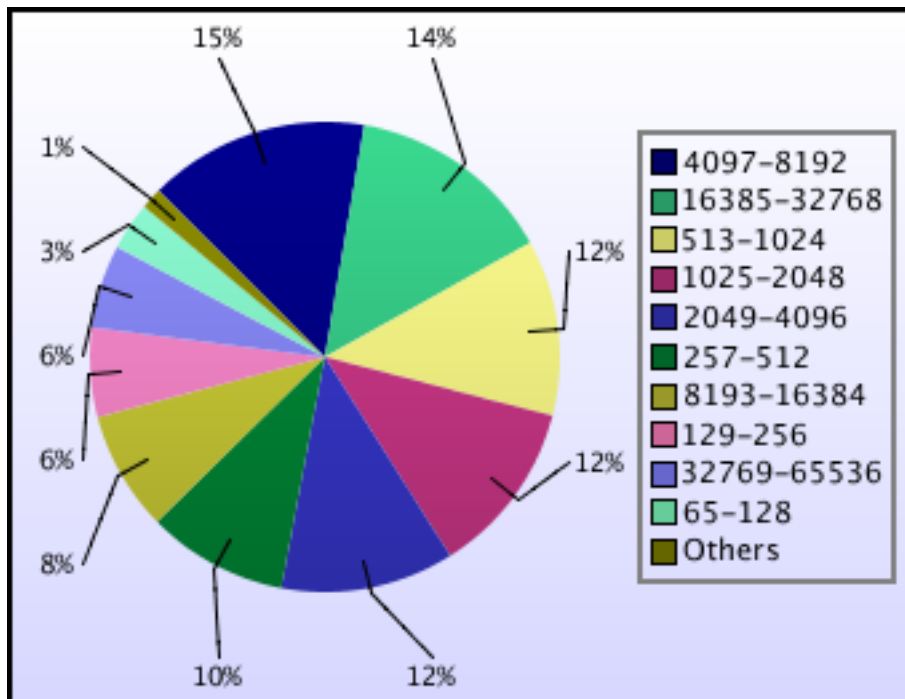
Load plots



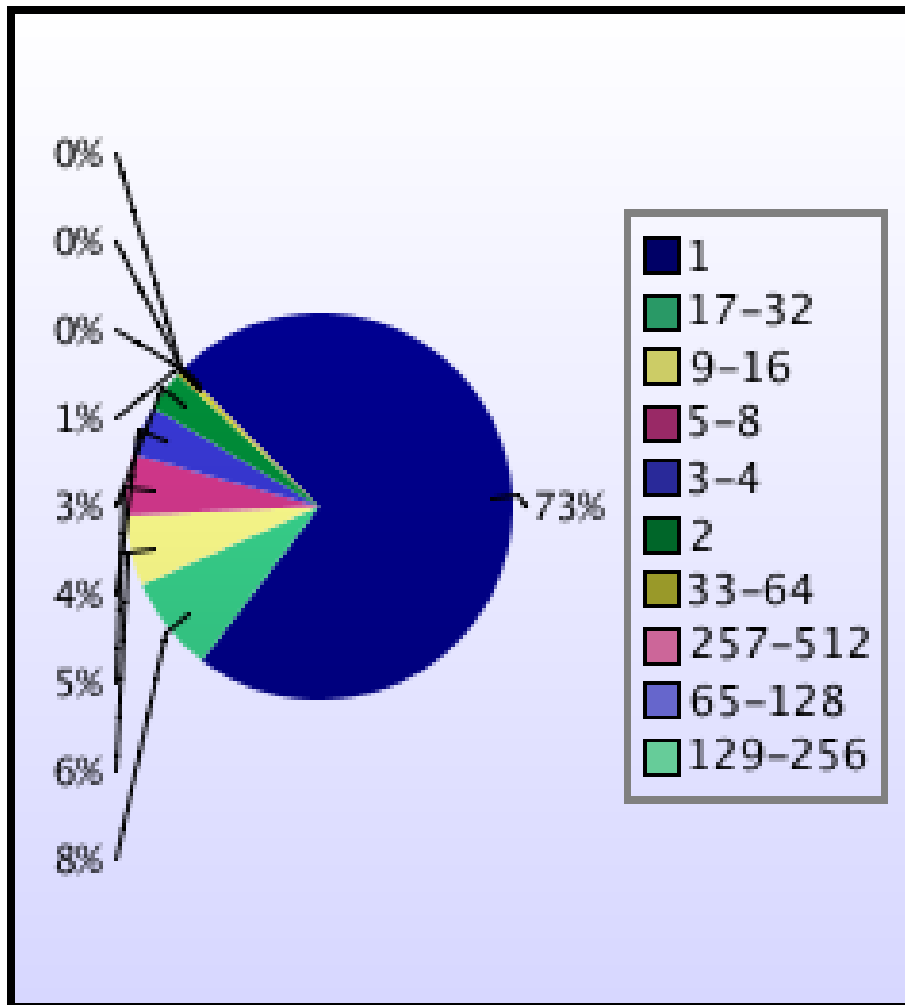
Percentage load on machine



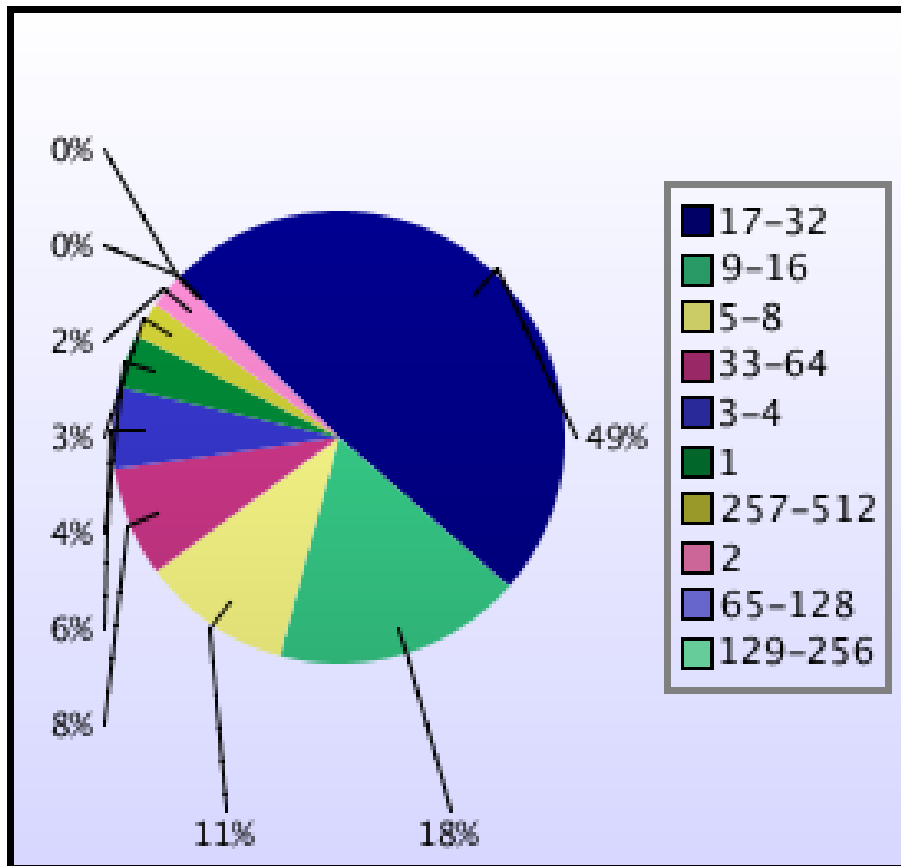
Jobs by Size



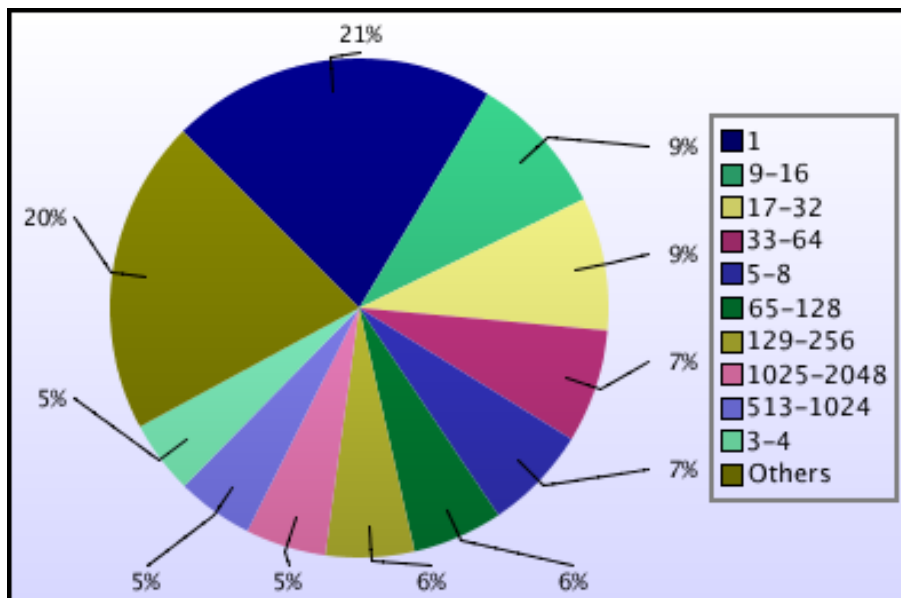
kAUs used by Size



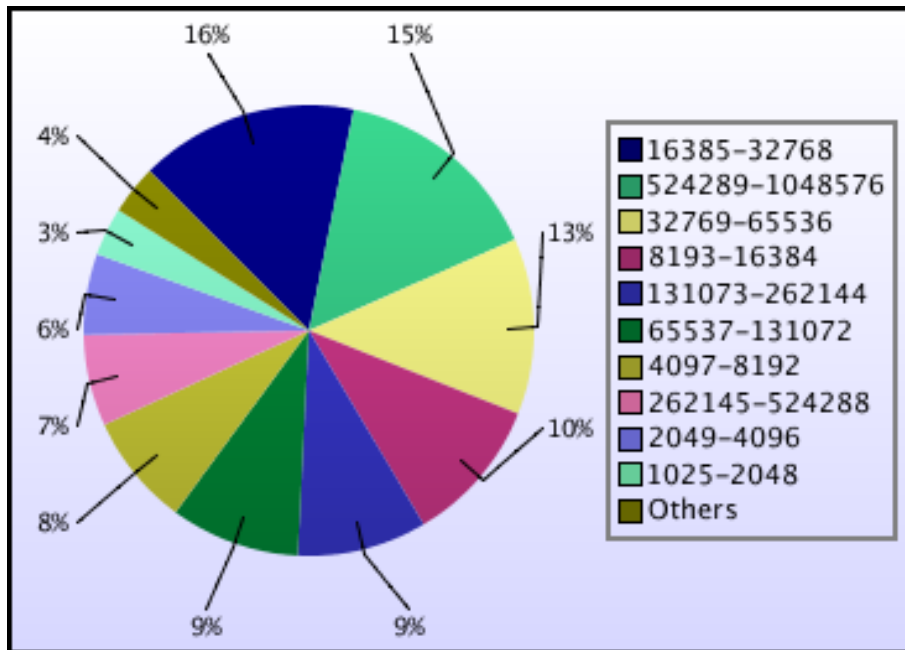
Jobs grouped by wall-clock-hours



kAUs used grouped by wall-clock-hours



Jobs grouped by core-hours

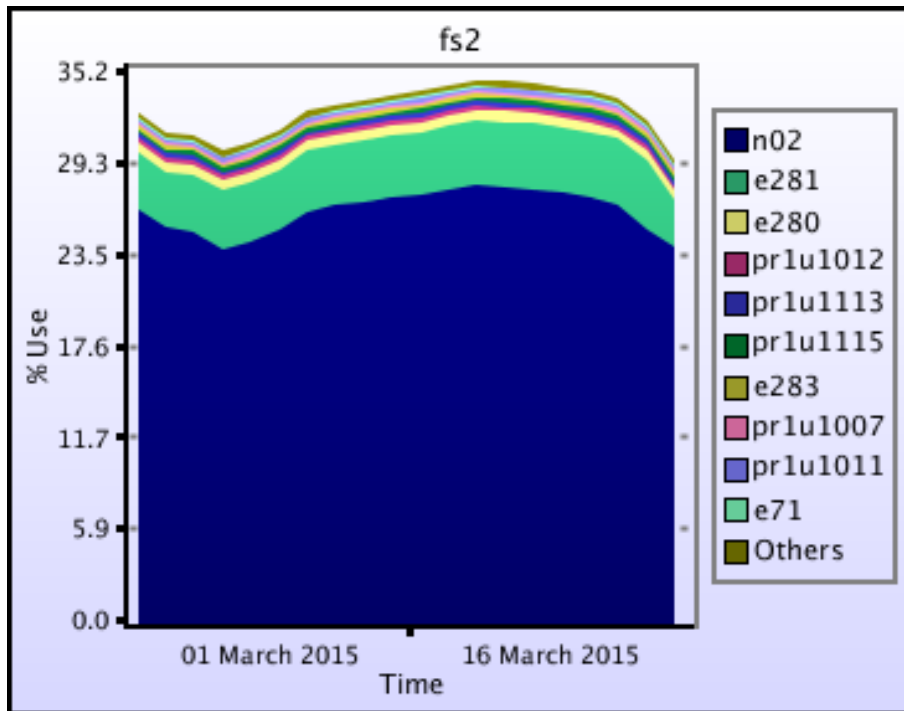


kAUs used grouped by core-hours

Disk usage

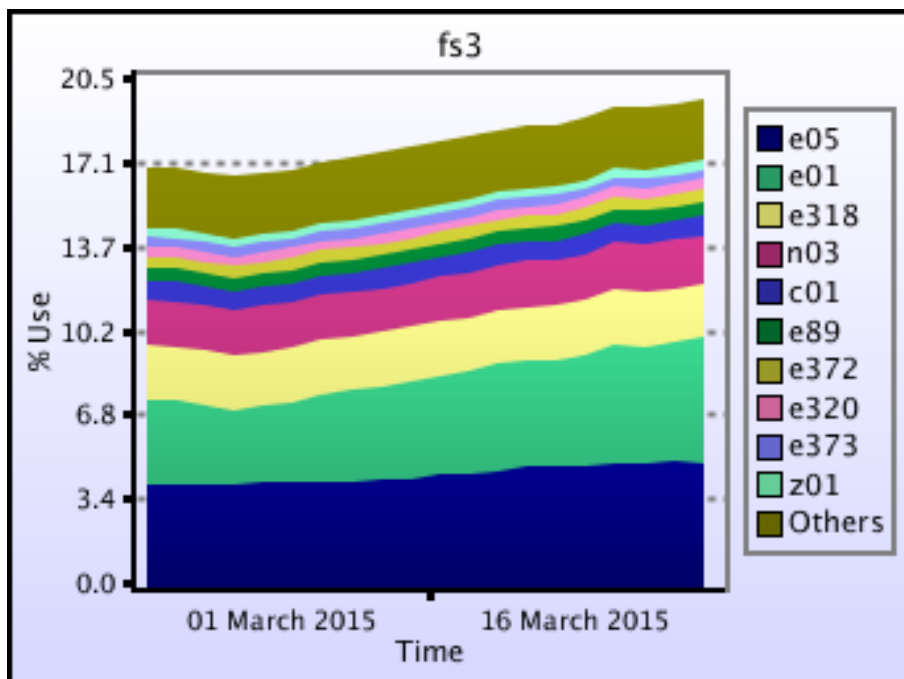
Disk usage for work (fs2)

This is a plot of Disk Use on fs2 against time. The plot is divided into a number of classes according to Project. This is a stacked plot so the top of the plot represents the total usage at a given time.



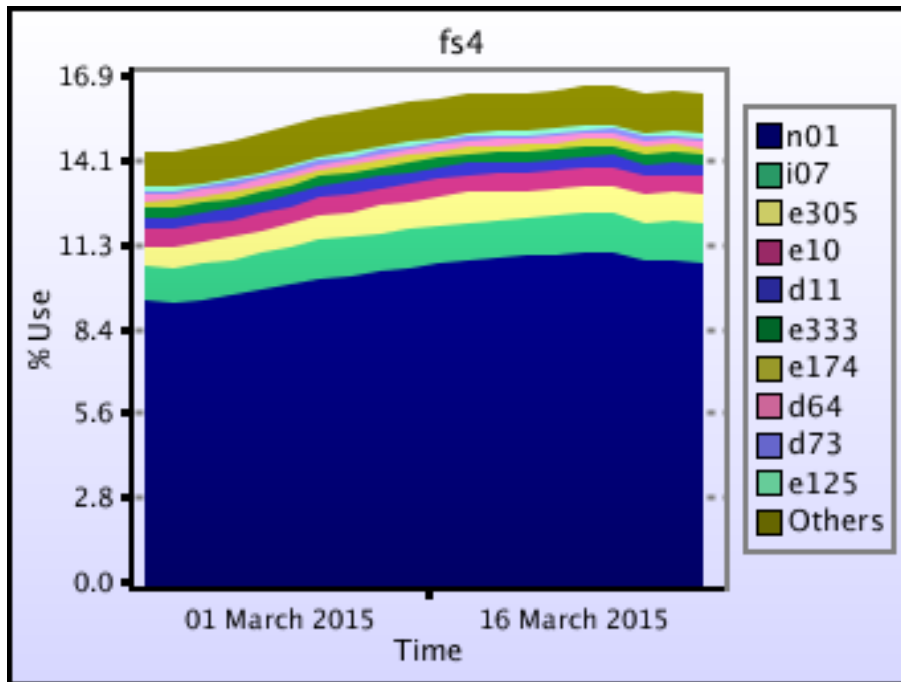
Disk usage for work (fs3)

This is a plot of Disk Use on fs3 against time. The plot is divided into a number of classes according to Project. This is a stacked plot so the top of the plot represents the total usage at a given time.



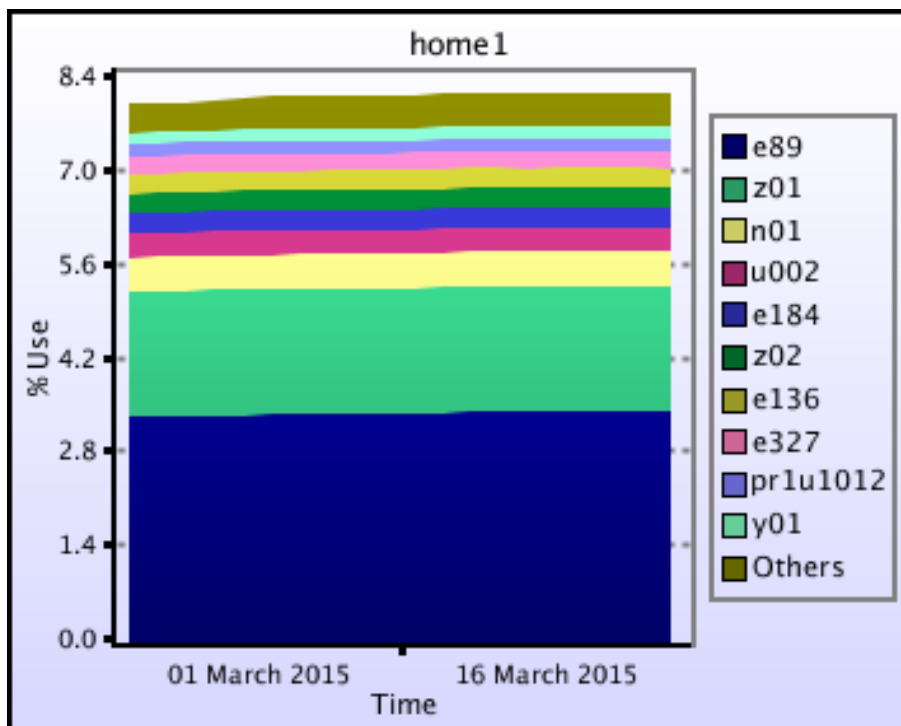
Disk usage for work (fs4)

This is a plot of Disk Use on fs4 against time. The plot is divided into a number of classes according to Project. This is a stacked plot so the top of the plot represents the total usage at a given time.



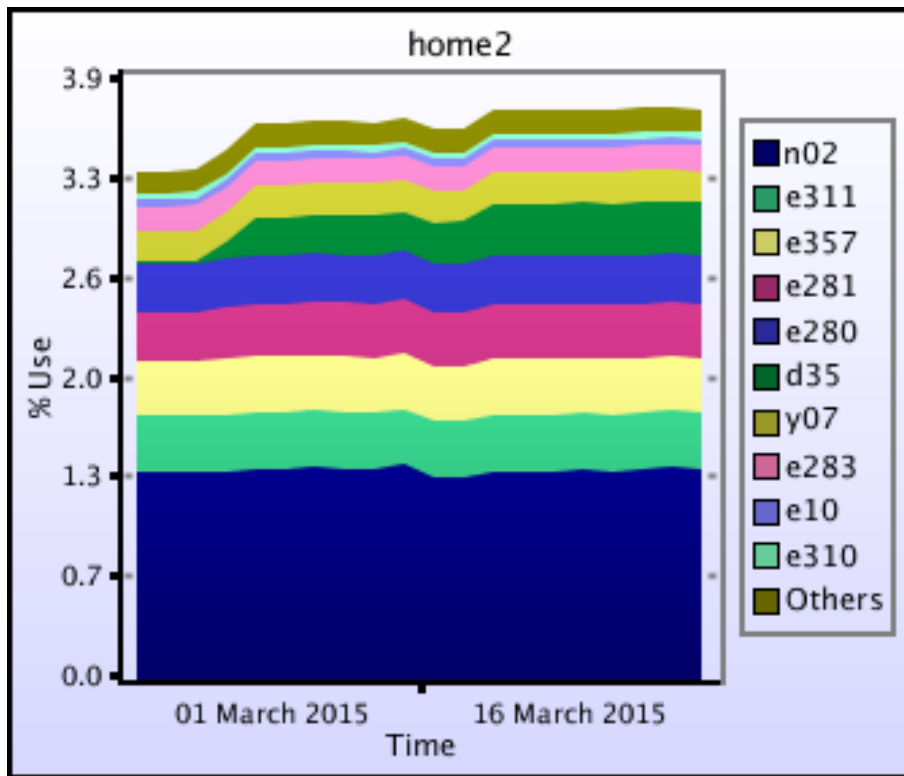
Disk usage for home (home1)

This is a plot of Disk Use on home1 against time. The plot is divided into a number of classes according to Project. This is a stacked plot so the top of the plot represents the total usage at a given time.



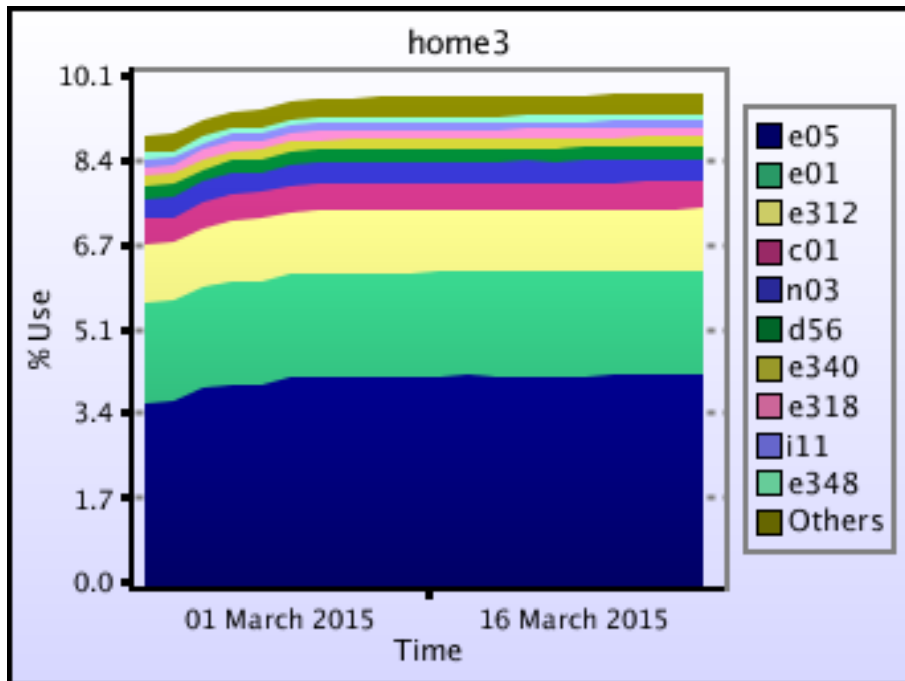
Disk usage for home (home2)

This is a plot of Disk Use on home2 against time. The plot is divided into a number of classes according to Project. This is a stacked plot so the top of the plot represents the total usage at a given time.



Disk usage for home (home3)

This is a plot of Disk Use on home3 against time. The plot is divided into a number of classes according to Project. This is a stacked plot so the top of the plot represents the total usage at a given time.



Disk usage for home (home4)

This is a plot of Disk Use on home4 against time. The plot is divided into a number of classes according to Project. This is a stacked plot so the top of the plot represents the total usage at a given time.

