

Monthly Reporting

Report from 01 August 2019 to 31 August 2019

Report for Resource Pool XC on ARCHER

A total of 1,317,772.797 kAU were available during this period.

Use and Allocations (by Project)

In the following table, Charged refers to usage which was charged against the project Allocation; whereas Used refers to usage including uncharged time. Uncharged time can arise from use of the Low Priority queue and/or during times when charging is disabled on the service.

The (Allocation) column is the time allocated to the project, scaled according to the reporting period and shown as a fraction of the available resources. If this report period is a sub-period of the Allocation period then the SAFE calculates the Allocation for this sub-period based on a linear spend profile of the total Allocation. If the usage for a project is not linear across the full Allocation period the the Use can be larger than the extrapolated Allocation.

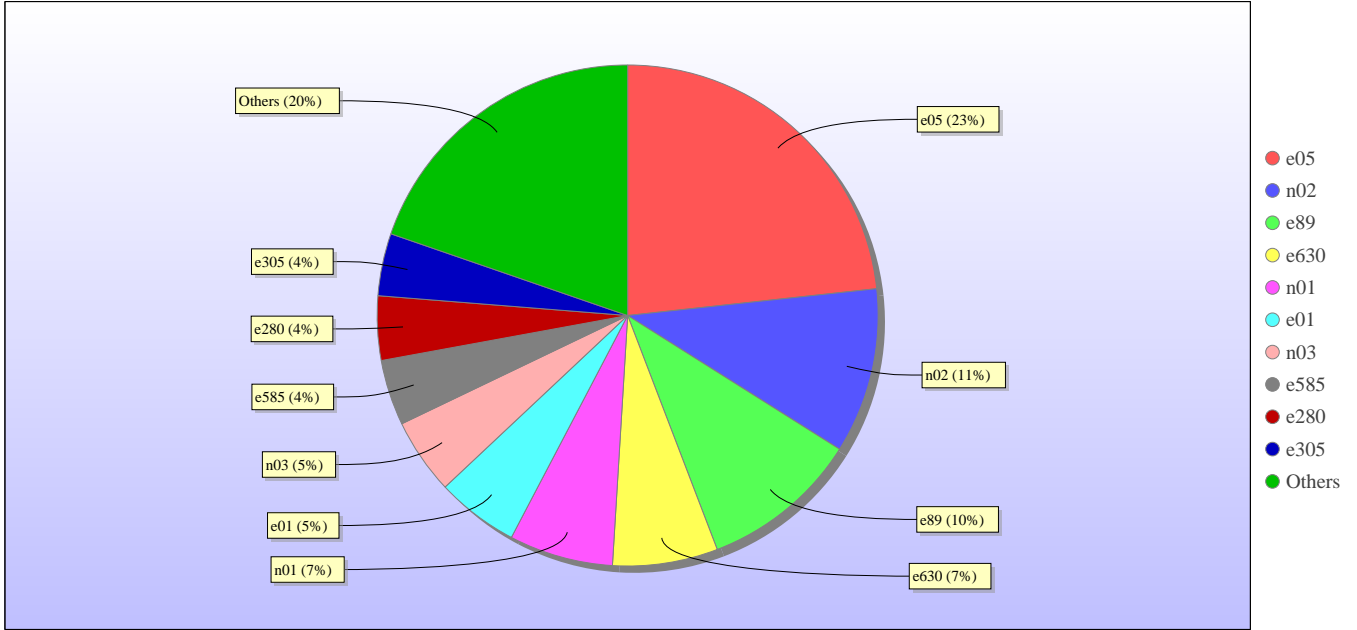
Project	Project Class	Number of Jobs	Charged kAUs	Charged Utilisation	Used kAUs	Utilisation	Allocated kAUs	Allocation
E635	Class1a	9	100.3	0.01%	100.3	0.01%	724.6	0.05%
c01	Class1a	753	40,836.4	3.10%	40,836.4	3.10%	9,256.6	0.70%
e403	Class1a	0	0.0	0.00%	0.0	0.00%	8,622.5	0.65%
e432	Class1a	1	35.7	0.00%	35.7	0.00%	4,728.1	0.36%
e448	Class1a	364	19,477.2	1.48%	19,477.3	1.48%	22,212.8	1.69%
e451	Class1a	14	30.4	0.00%	30.4	0.00%	3,786.5	0.29%
e514	Class1a	0	0.0	0.00%	0.0	0.00%	337.0	0.03%
e517	Class1a	0	0.0	0.00%	0.0	0.00%	101.1	0.01%
e518	Class1a	0	0.0	0.00%	0.0	0.00%	762.3	0.06%
e519	Class1a	68	9,330.6	0.71%	9,330.6	0.71%	5,082.0	0.39%
e527	Class1a	0	0.0	0.00%	0.0	0.00%	1,859.0	0.14%
e530	Class1a	0	0.0	0.00%	0.0	0.00%	1,129.9	0.09%
e554	Class1a	0	0.0	0.00%	0.0	0.00%	107.8	0.01%
e558	Class1a	142	693.6	0.05%	693.6	0.05%	539.6	0.04%
e569	Class1a	177	11,777.7	0.89%	11,782.5	0.89%	1,956.8	0.15%
e571	Class1a	0	0.0	0.00%	0.0	0.00%	260.8	0.02%
e572	Class1a	446	782.4	0.06%	872.4	0.07%	3,387.2	0.26%
e575	Class1a	0	0.0	0.00%	0.0	0.00%	2,864.8	0.22%
e580	Class1a	123	1,434.0	0.11%	1,434.0	0.11%	1,639.8	0.12%
e584	Class1a	0	0.0	0.00%	0.0	0.00%	2,740.8	0.21%
e588	Class1a	0	0.0	0.00%	0.0	0.00%	2,371.0	0.18%
e605	Class1a	119	2,771.6	0.21%	3,639.7	0.28%	957.7	0.07%
e606	Class1a	0	0.0	0.00%	0.0	0.00%	6,144.8	0.47%
e607	Class1a	132	4,859.5	0.37%	4,859.5	0.37%	5,929.0	0.45%
e608	Class1a	93	3,162.2	0.24%	5,189.9	0.39%	3,387.2	0.26%
e609	Class1a	136	4,830.4	0.37%	4,830.4	0.37%	18,803.3	1.43%
e610	Class1a	61	3,347.2	0.25%	3,347.3	0.25%	7,579.8	0.58%
e611	Class1a	99	518.1	0.04%	518.1	0.04%	479.9	0.04%
e613	Class1a	0	0.0	0.00%	0.0	0.00%	1,016.2	0.08%
e630	Class1a	257	41,938.2	3.18%	78,603.9	5.96%	25,266.0	1.92%
e637	Class1a	0	0.0	0.00%	0.0	0.00%	846.8	0.06%
e642	Class1a	215	5,598.5	0.42%	5,612.4	0.43%	2,021.3	0.15%
e643	Class1a	0	0.0	0.00%	0.0	0.00%	5,053.2	0.38%
e01	Consortia	1,759	58,754.3	4.46%	61,517.9	4.67%	78,404.7	5.95%
e05	Consortia	8,737	210,041.2	15.94%	269,604.8	20.46%	225,508.5	17.11%
e89	Consortia	3,162	107,681.1	8.17%	118,340.7	8.98%	119,315.0	9.05%
e280	Consortia	1,612	47,665.7	3.62%	47,956.4	3.64%	53,896.0	4.09%
e281	Consortia	1,466	18,006.0	1.37%	19,611.9	1.49%	21,446.6	1.63%
e283	Consortia	964	9,262.9	0.70%	10,278.8	0.78%	15,134.0	1.15%
e305	Consortia	1,323	46,596.1	3.54%	46,599.8	3.54%	40,602.7	3.08%
e585	Consortia	1,438	40,392.8	3.07%	48,996.3	3.72%	29,644.8	2.25%

Project	Project Class	Number of Jobs	Charged kAUs	Charged Utilisation	Used kAUs	Utilisation	Allocated kAUs	Allocation
e348	Direct Access: ARCHER RAP	325	1,951.3	0.15%	1,951.3	0.15%	5,964.5	0.45%
e590	Direct Access: ARCHER RAP	96	4,695.9	0.36%	4,695.9	0.36%	4,052.3	0.31%
e601	Direct Access: ARCHER RAP	34	207.9	0.02%	207.9	0.02%	1,225.5	0.09%
e602	Direct Access: ARCHER RAP	0	0.0	0.00%	0.0	0.00%	545.4	0.04%
e603	Direct Access: ARCHER RAP	36	82.7	0.01%	82.7	0.01%	909.0	0.07%
e614	Direct Access: ARCHER RAP	44	89.8	0.01%	89.8	0.01%	5,080.8	0.39%
e616	Direct Access: ARCHER RAP	0	0.0	0.00%	0.0	0.00%	1,332.2	0.10%
e618	Direct Access: ARCHER RAP	0	0.0	0.00%	0.0	0.00%	2,348.2	0.18%
e619	Direct Access: ARCHER RAP	1	1.4	0.00%	1.4	0.00%	946.6	0.07%
e620	Direct Access: ARCHER RAP	96	4,840.2	0.37%	4,856.6	0.37%	4,349.5	0.33%
e622	Direct Access: ARCHER RAP	0	0.0	0.00%	0.0	0.00%	3,381.4	0.26%
e638	Direct Access: ARCHER RAP	44	2,355.0	0.18%	2,355.2	0.18%	1,431.7	0.11%
e639	Direct Access: ARCHER RAP	0	0.0	0.00%	0.0	0.00%	951.8	0.07%
e640	Direct Access: ARCHER RAP	0	0.0	0.00%	0.0	0.00%	9,036.9	0.69%
e641	Direct Access: ARCHER RAP	226	7,474.0	0.57%	7,474.0	0.57%	5,112.7	0.39%
e582	Instant Access	0	0.0	0.00%	0.0	0.00%	1,110.8	0.08%
e623	Instant Access	0	0.0	0.00%	0.0	0.00%	202.5	0.02%
e624	Instant Access	0	0.0	0.00%	0.0	0.00%	173.4	0.01%
e625	Instant Access	70	285.9	0.02%	293.8	0.02%	202.5	0.02%
e626	Instant Access	0	0.0	0.00%	0.0	0.00%	203.3	0.02%
e628	Instant Access	0	0.0	0.00%	0.0	0.00%	203.3	0.02%
e629	Instant Access	0	0.0	0.00%	0.0	0.00%	203.3	0.02%
e632	Instant Access	0	0.0	0.00%	0.0	0.00%	200.0	0.02%
e633	Instant Access	0	0.0	0.00%	0.0	0.00%	203.2	0.02%
e634	Instant Access	2	69.1	0.01%	69.1	0.01%	202.1	0.02%
e636	Instant Access	0	0.0	0.00%	0.0	0.00%	201.0	0.02%
csc01	Research	0	0.0	0.00%	0.0	0.00%	126.5	0.01%
ecse1321	eCSE	0	0.0	0.00%	0.0	0.00%	28.5	0.00%
e589	Training	344	763.2	0.06%	763.4	0.06%	3,049.2	0.23%
e604	Training	21	218.6	0.02%	699.6	0.05%	1,909.5	0.14%
e612	Training	39	145.9	0.01%	145.9	0.01%	1,917.7	0.15%
e631	Training	674	3,729.6	0.28%	11,011.0	0.84%	2,030.6	0.15%
y16	Service	0	0.0	0.00%	0.0	0.00%	141.6	0.01%
z17	Service	48	5,098.1	0.39%	5,098.1	0.39%	3,368.8	0.26%
EPSRC Total		25,770	721,932.9	54.78%	853,897.0	64.80%	798,254.4	60.58%
n01	Consortia	10,845	78,196.4	5.93%	77,713.8	5.90%	130,776.0	9.92%
n02	Consortia	19,917	120,737.0	9.16%	123,479.6	9.37%	171,939.9	13.05%
n03	Consortia	1,510	54,781.8	4.16%	56,611.9	4.30%	84,699.5	6.43%
NERC Total		32,272	253,715.2	19.25%	257,805.3	19.56%	387,415.3	29.40%
e621	Leadership Awards	36	1,848.4	0.14%	1,848.4	0.14%	3,958.3	0.30%
e568	Research	166	3,849.4	0.29%	3,849.4	0.29%	3,870.7	0.29%
BBSRC Total		202	5,697.8	0.43%	5,697.8	0.43%	7,829.1	0.59%
pr1u0002	Class1a	0	0.0	0.00%	0.0	0.00%	169.9	0.01%
pr1u0001	DECI: EXEC	0	0.0	0.00%	0.0	0.00%	0.4	0.00%
pr1u1551	DECI: EXEC	0	0.0	0.00%	0.0	0.00%	6,387.3	0.48%
pr1u1552	DECI: EXEC	14	312.2	0.02%	312.2	0.02%	3,851.0	0.29%
pr1u1553	DECI: EXEC	0	0.0	0.00%	0.0	0.00%	10,012.4	0.76%
pr1u1554	DECI: EXEC	24	47.1	0.00%	47.1	0.00%	763.8	0.06%

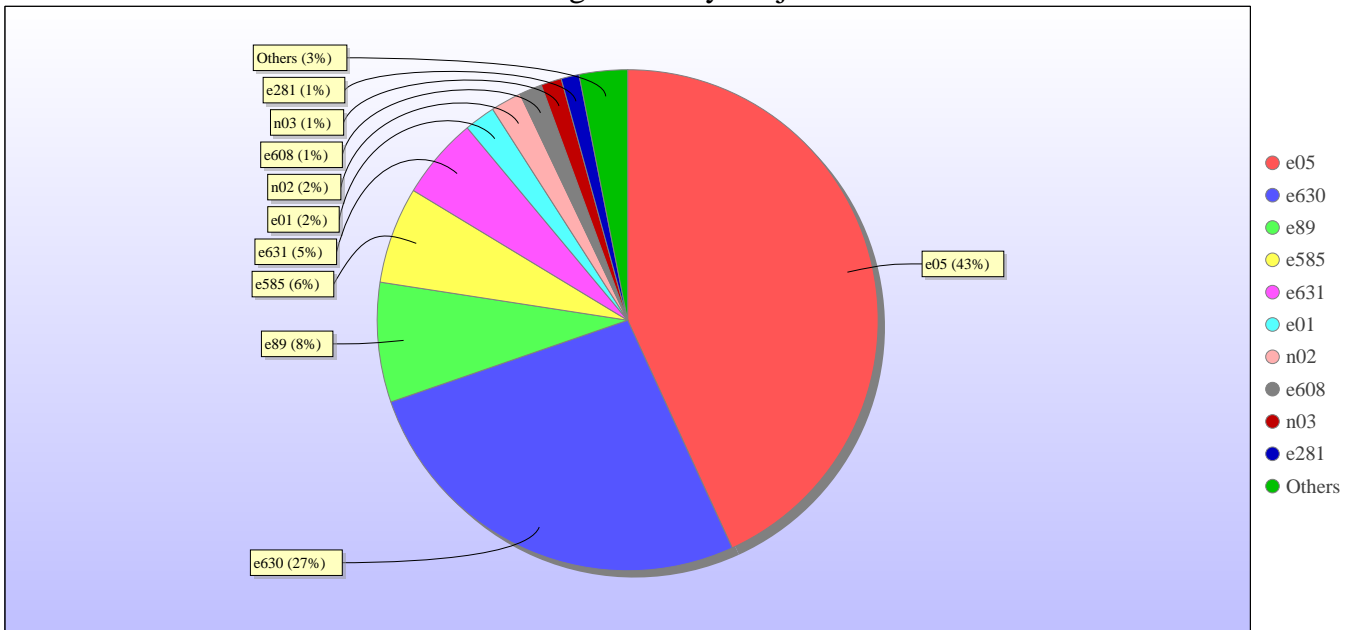
Project	Project Class	Number of Jobs	Charged kAUs	Charged Utilisation	Used kAUs	Utilisation	Allocated kAUs	Allocation
pr1u1501	DECI: HOME	0	0.0	0.00%	0.0	0.00%	0.1	0.00%
pr1u1502	DECI: HOME	0	0.0	0.00%	0.0	0.00%	0.1	0.00%
pr1u1503	DECI: HOME	0	0.0	0.00%	0.0	0.00%	548.2	0.04%
pr1u1504	DECI: HOME	0	0.0	0.00%	0.0	0.00%	0.1	0.00%
pr1u1505	DECI: HOME	0	0.0	0.00%	0.0	0.00%	0.1	0.00%
pr1u1506	DECI: HOME	0	0.0	0.00%	0.0	0.00%	0.1	0.00%
pr1u1507	DECI: HOME	0	0.0	0.00%	0.0	0.00%	0.1	0.00%
PRACE Total		38	359.3	0.03%	359.3	0.03%	21,733.3	1.65%
ecse0910	eCSE	69	0.0	0.00%	0.0	0.00%	51.0	0.00%
ecse1008	eCSE	477	109.6	0.01%	109.6	0.01%	43.8	0.00%
ecse1012	eCSE	0	0.0	0.00%	0.0	0.00%	1.0	0.00%
ecse1303	eCSE	0	0.0	0.00%	0.0	0.00%	47.8	0.00%
ecse1307	eCSE	0	0.0	0.00%	0.0	0.00%	47.8	0.00%
ecse1320	eCSE	0	0.0	0.00%	0.0	0.00%	45.1	0.00%
eCSE Total		546	109.6	0.01%	109.6	0.01%	236.5	0.02%
d43	ECDF	0	0.0	0.00%	0.0	0.00%	849.3	0.06%
d56	Research	289	303.9	0.02%	303.9	0.02%	6,737.6	0.51%
d67	Research	0	0.0	0.00%	0.0	0.00%	169.9	0.01%
d88	Research	0	0.0	0.00%	0.0	0.00%	106.9	0.01%
d114	Research	1,306	7,725.2	0.59%	7,950.4	0.60%	11,314.2	0.86%
d118	Research	35	76.1	0.01%	76.1	0.01%	127.4	0.01%
d137	Research	586	6,402.4	0.49%	6,402.4	0.49%	2,547.9	0.19%
d142	Research	10	432.3	0.03%	605.3	0.05%	1,443.8	0.11%
d143	Research	68	670.4	0.05%	670.4	0.05%	2,541.0	0.19%
d150	Research	12	2,116.2	0.16%	2,116.2	0.16%	8,085.1	0.61%
d155	Research	126	792.0	0.06%	792.0	0.06%	1,698.6	0.13%
d166	Research	0	0.0	0.00%	0.0	0.00%	692.2	0.05%
d170	Research	0	0.0	0.00%	0.0	0.00%	2.5	0.00%
d426	Research	0	0.0	0.00%	0.0	0.00%	84.9	0.01%
d153	Industrial	7	0.0	0.00%	0.0	0.00%	1,019.2	0.08%
d168	Industrial	0	0.0	0.00%	0.0	0.00%	84.9	0.01%
d427	Industrial	0	0.0	0.00%	0.0	0.00%	1,417.9	0.11%
i01	Industrial	14	376.0	0.03%	376.0	0.03%	242.2	0.02%
i18	Industrial	0	0.0	0.00%	0.0	0.00%	6,466.9	0.49%
i21	Industrial	0	0.0	0.00%	0.0	0.00%	8,493.2	0.64%
i232	Industrial	0	0.0	0.00%	0.0	0.00%	127.4	0.01%
i234	Industrial	0	0.0	0.00%	0.0	0.00%	92.5	0.01%
i235	Industrial	0	0.0	0.00%	0.0	0.00%	130.8	0.01%
x08	Industrial	0	0.0	0.00%	0.0	0.00%	849.3	0.06%
d74	Training	0	0.0	0.00%	0.0	0.00%	169.9	0.01%
d104	Training	0	0.0	0.00%	0.0	0.00%	227.1	0.02%
d167	Training	1,358	569.2	0.04%	609.5	0.05%	297.3	0.02%
d131	Service	0	0.0	0.00%	0.0	0.00%	254.8	0.02%
d134	Service	0	0.0	0.00%	0.0	0.00%	8.5	0.00%
d425	Service	0	0.0	0.00%	0.0	0.00%	17.9	0.00%
y01	Service	0	0.0	0.00%	0.0	0.00%	8.5	0.00%
y02	Service	4	0.0	0.00%	0.0	0.00%	84.9	0.01%
y07	Service	12	0.0	0.00%	1.3	0.00%	84.7	0.01%
y21	Service	0	0.0	0.00%	0.0	0.00%	424.7	0.03%
z02	Service	3	0.0	0.00%	0.0	0.00%	4.2	0.00%
z99	Service	0	0.0	0.00%	0.0	0.00%	8.5	0.00%
d169	UoE Access	0	0.0	0.00%	0.0	0.00%	2,547.9	0.19%
DirectorsTime Total		3,830	19,463.7	1.48%	19,903.5	1.51%	59,464.6	4.51%
y14	Training	395	328.8	0.02%	231.6	0.02%	594.5	0.05%
z19	Service	121	5.0	0.00%	5.0	0.00%	4,246.6	0.32%
CSE Total		516	333.8	0.03%	236.6	0.02%	4,841.1	0.37%
csc02	Research	249	19,326.1	1.47%	19,326.1	1.47%	82,537.9	6.26%
CSC Total		249	19,326.1	1.47%	19,326.1	1.47%	82,537.9	6.26%
w17	Service	0	0.0	0.00%	0.0	0.00%	508.2	0.04%
w18	Service	33	264.7	0.02%	264.7	0.02%	505.3	0.04%
w19	Service	0	0.0	0.00%	0.0	0.00%	505.3	0.04%
w20	Service	0	0.0	0.00%	0.0	0.00%	502.6	0.04%

Project	Project Class	Number of Jobs	Charged kAUs	Charged Utilisation	Used kAUs	Utilisation	Allocated kAUs	Allocation
Internal Total		33	264.7	0.02%	264.7	0.02%	2,021.4	0.15%
Total		63,456	1,021,203.1	77.49%	1,157,599.8	87.85%	1,364,333.6	103.53%

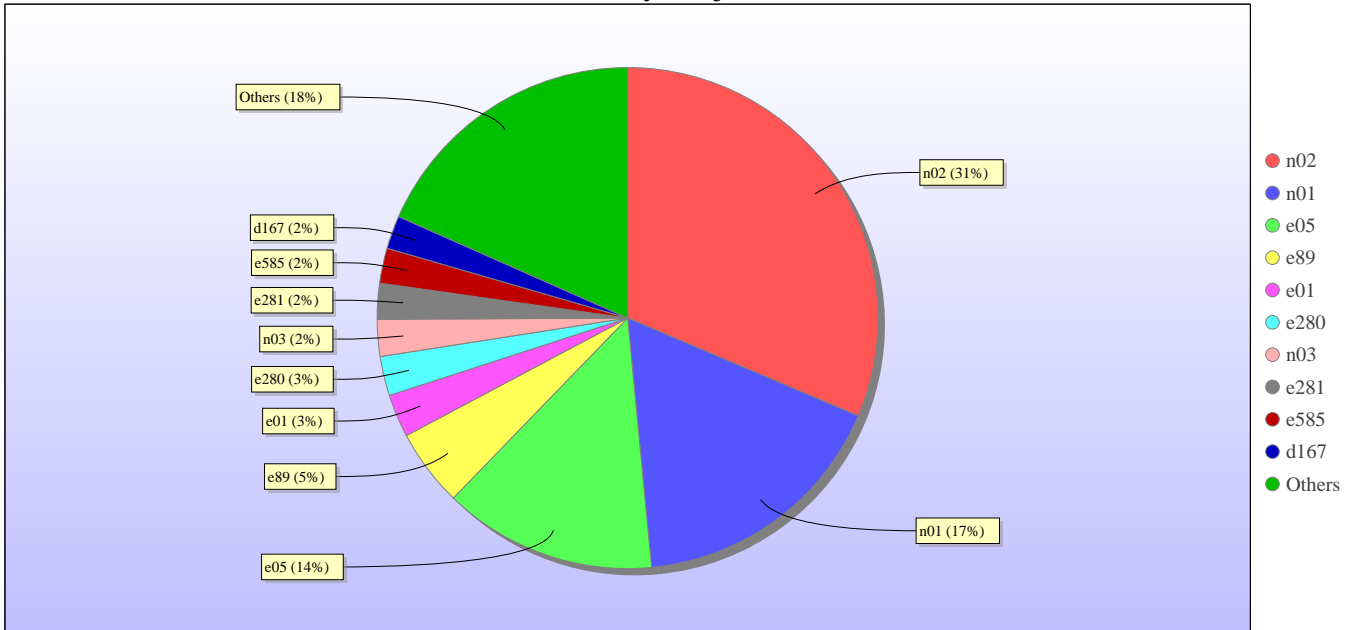
Use by Project



Uncharged Use by Project



Jobs by Project



kAUs (by Size)

Size	kAUs	Number of Jobs
17-32	11,218.532	27,041
33-64	20,569.4	3,893
65-128	56,128.784	7,021
129-256	179,619.627	11,666
257-512	182,289.357	6,586
513-1024	133,606.547	2,915
1025-2048	159,264.467	1,544
2049-4096	66,386.441	378
4097-8192	106,585.543	2,219
8193-16384	50,899.313	151
16385-32768	19,705.023	23
32769-65536	29,433.144	13
65537-131072	566.16	1