

Monthly Reporting

Report from 01 June 2019 to 30 June 2019

Report for Resource Pool XC on ARCHER

A total of 1,275,263.997 kAU were available during this period.

Use and Allocations (by Project)

In the following table, Charged refers to usage which was charged against the project Allocation; whereas Used refers to usage including uncharged time. Uncharged time can arise from use of the Low Priority queue and/or during times when charging is disabled on the service.

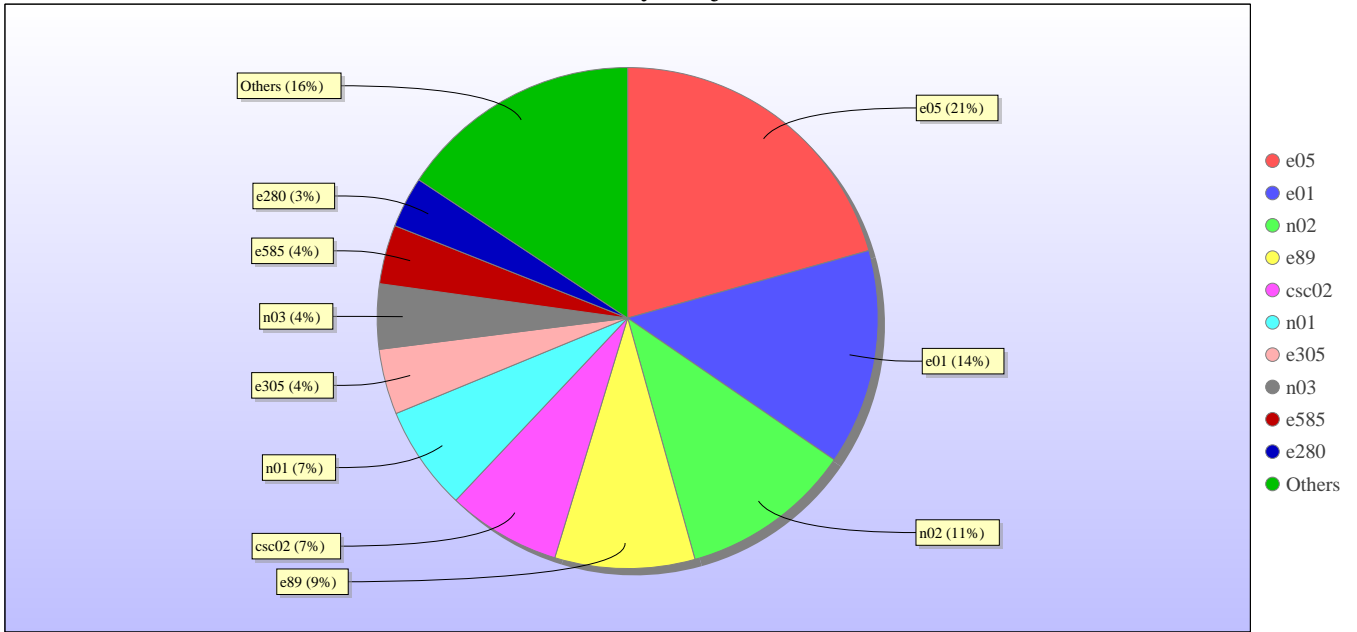
The (Allocation) column is the time allocated to the project, scaled according to the reporting period and shown as a fraction of the available resources. If this report period is a sub-period of the Allocation period then the SAFE calculates the Allocation for this sub-period based on a linear spend profile of the total Allocation. If the usage for a project is not linear across the full Allocation period the the Use can be larger than the extrapolated Allocation.

Project	Project Class	Number of Jobs	Charged kAUs	Charged Utilisation	Used kAUs	Utilisation	Allocated kAUs	Allocation
E635	Class1a	0	0.0	0.00%	0.0	0.00%	701.2	0.05%
c01	Class1a	809	2,702.9	0.21%	2,703.0	0.21%	6,133.4	0.48%
e365	Class1a	147	5,617.7	0.44%	5,617.7	0.44%	1,917.4	0.15%
e403	Class1a	2	0.0	0.00%	0.0	0.00%	8,344.3	0.65%
e432	Class1a	0	0.0	0.00%	0.0	0.00%	4,575.6	0.36%
e448	Class1a	1,331	19,338.3	1.52%	19,338.6	1.52%	32,308.0	2.53%
e451	Class1a	15	2,210.2	0.17%	2,210.2	0.17%	3,664.4	0.29%
e514	Class1a	0	0.0	0.00%	0.0	0.00%	326.2	0.03%
e515	Class1a	0	0.0	0.00%	0.0	0.00%	3,315.7	0.26%
e517	Class1a	0	0.0	0.00%	0.0	0.00%	97.8	0.01%
e518	Class1a	0	0.0	0.00%	0.0	0.00%	737.7	0.06%
e519	Class1a	0	0.0	0.00%	0.0	0.00%	4,918.0	0.39%
e520	Class1a	35	3,729.3	0.29%	3,729.3	0.29%	2,379.6	0.19%
e523	Class1a	18	4,686.7	0.37%	5,599.6	0.44%	5,222.2	0.41%
e527	Class1a	71	2,802.5	0.22%	2,802.5	0.22%	1,823.6	0.14%
e530	Class1a	9	617.1	0.05%	617.1	0.05%	1,093.4	0.09%
e554	Class1a	4	0.6	0.00%	0.6	0.00%	248.7	0.02%
e558	Class1a	236	2,235.0	0.18%	2,547.6	0.20%	739.7	0.06%
e569	Class1a	0	0.0	0.00%	0.0	0.00%	1,893.7	0.15%
e571	Class1a	0	0.0	0.00%	0.0	0.00%	234.2	0.02%
e572	Class1a	132	1,166.4	0.09%	1,182.2	0.09%	3,153.9	0.25%
e575	Class1a	110	9,194.0	0.72%	9,194.2	0.72%	2,772.4	0.22%
e580	Class1a	130	609.4	0.05%	609.4	0.05%	2,430.0	0.19%
e584	Class1a	23	134.7	0.01%	134.7	0.01%	2,652.3	0.21%
e588	Class1a	0	0.0	0.00%	0.0	0.00%	2,294.6	0.18%
e605	Class1a	0	0.0	0.00%	0.0	0.00%	1,026.1	0.08%
e606	Class1a	336	8,051.6	0.63%	8,051.6	0.63%	5,946.6	0.47%
e607	Class1a	90	189.0	0.01%	189.0	0.01%	5,737.7	0.45%
e608	Class1a	44	2,042.1	0.16%	3,685.6	0.29%	3,277.9	0.26%
e609	Class1a	195	64.8	0.01%	67.1	0.01%	18,196.7	1.43%
e610	Class1a	53	19,764.7	1.55%	19,764.7	1.55%	7,460.3	0.58%
e611	Class1a	11	157.7	0.01%	157.7	0.01%	1,077.6	0.08%
e613	Class1a	0	0.0	0.00%	0.0	0.00%	986.5	0.08%
e630	Class1a	54	16,875.3	1.32%	24,024.9	1.88%	24,451.0	1.92%
e637	Class1a	0	0.0	0.00%	0.0	0.00%	764.9	0.06%
e01	Consortia	2,587	166,085.9	13.02%	170,683.4	13.38%	77,168.3	6.05%
e05	Consortia	9,422	211,629.1	16.59%	253,325.2	19.86%	218,234.0	17.11%
e89	Consortia	3,875	108,505.8	8.51%	110,792.3	8.69%	115,466.1	9.05%
e280	Consortia	1,967	40,424.7	3.17%	40,424.7	3.17%	52,157.4	4.09%
e281	Consortia	270	11,718.1	0.92%	12,597.3	0.99%	20,754.8	1.63%
e283	Consortia	1,058	10,279.9	0.81%	10,284.3	0.81%	14,645.8	1.15%

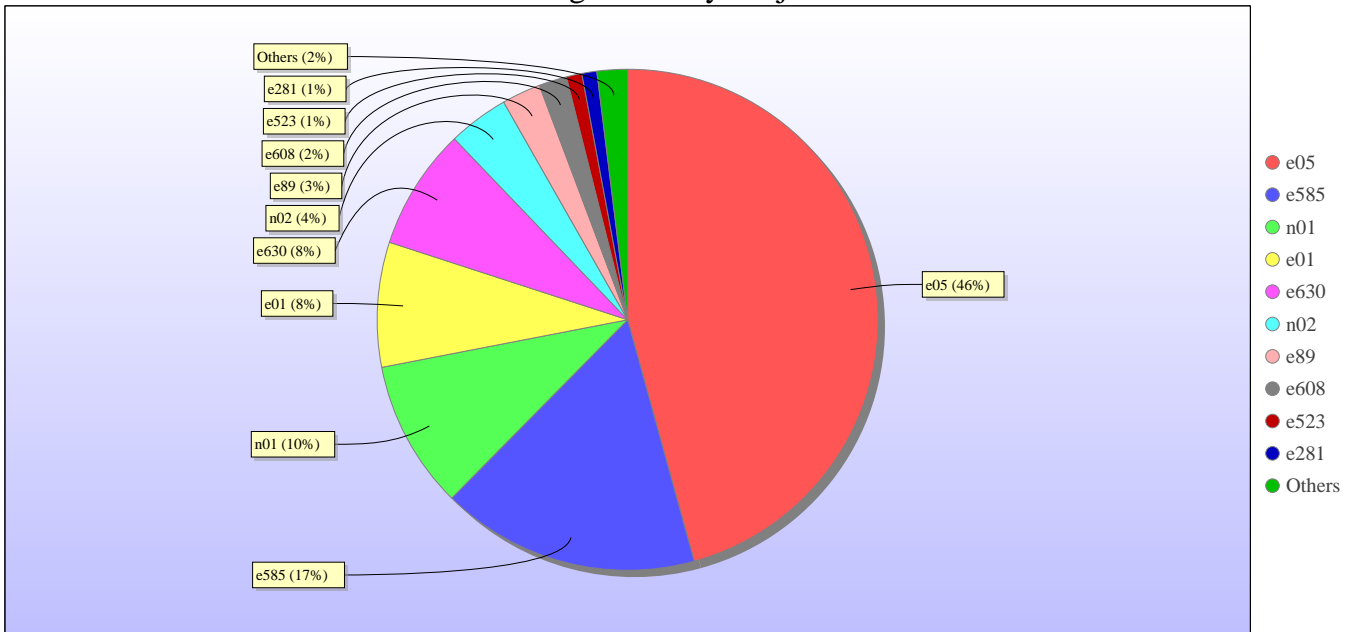
Project	Project Class	Number of Jobs	Charged kAUs	Charged Utilisation	Used kAUs	Utilisation	Allocated kAUs	Allocation
e305	Consortia	885	51,822.6	4.06%	51,828.4	4.06%	38,845.0	3.05%
e585	Consortia	1,313	31,607.4	2.48%	46,814.1	3.67%	28,688.5	2.25%
e348	Direct Access: ARCHER RAP	741	8,705.2	0.68%	8,705.2	0.68%	4,631.0	0.36%
e590	Direct Access: ARCHER RAP	35	49.5	0.00%	49.5	0.00%	3,921.6	0.31%
e593	Direct Access: ARCHER RAP	0	0.0	0.00%	0.0	0.00%	3,730.1	0.29%
e595	Direct Access: ARCHER RAP	5	2,442.2	0.19%	2,442.2	0.19%	656.4	0.05%
e596	Direct Access: ARCHER RAP	18	66.2	0.01%	66.2	0.01%	297.4	0.02%
e599	Direct Access: ARCHER RAP	1	1,984.3	0.16%	1,984.3	0.16%	3,646.7	0.29%
e601	Direct Access: ARCHER RAP	24	9.6	0.00%	9.6	0.00%	4,595.5	0.36%
e602	Direct Access: ARCHER RAP	0	0.0	0.00%	0.0	0.00%	1,817.9	0.14%
e603	Direct Access: ARCHER RAP	30	2.3	0.00%	2.3	0.00%	3,029.9	0.24%
e614	Direct Access: ARCHER RAP	118	1,532.2	0.12%	1,532.2	0.12%	4,932.5	0.39%
e616	Direct Access: ARCHER RAP	4	0.0	0.00%	0.0	0.00%	1,289.2	0.10%
e617	Direct Access: ARCHER RAP	4	1,022.0	0.08%	1,022.0	0.08%	7,374.5	0.58%
e618	Direct Access: ARCHER RAP	0	0.0	0.00%	0.0	0.00%	2,272.4	0.18%
e619	Direct Access: ARCHER RAP	172	790.5	0.06%	790.5	0.06%	916.1	0.07%
e620	Direct Access: ARCHER RAP	13	777.8	0.06%	778.6	0.06%	6,452.9	0.51%
e622	Direct Access: ARCHER RAP	0	0.0	0.00%	0.0	0.00%	3,272.3	0.26%
e582	Instant Access	88	194.2	0.02%	194.2	0.02%	761.7	0.06%
e623	Instant Access	40	36.2	0.00%	36.2	0.00%	195.9	0.02%
e624	Instant Access	0	0.0	0.00%	0.0	0.00%	200.0	0.02%
e625	Instant Access	19	19.8	0.00%	19.8	0.00%	196.0	0.02%
e626	Instant Access	0	0.0	0.00%	0.0	0.00%	196.8	0.02%
e628	Instant Access	0	0.0	0.00%	0.0	0.00%	196.7	0.02%
e629	Instant Access	13	0.4	0.00%	0.4	0.00%	196.7	0.02%
e632	Instant Access	0	0.0	0.00%	0.0	0.00%	193.5	0.02%
e633	Instant Access	17	41.2	0.00%	41.2	0.00%	196.7	0.02%
e634	Instant Access	1	7.2	0.00%	7.2	0.00%	195.6	0.02%
e636	Instant Access	0	0.0	0.00%	0.0	0.00%	194.6	0.02%
csc01	Research	0	0.0	0.00%	0.0	0.00%	122.4	0.01%
ecse1321	eCSE	0	0.0	0.00%	0.0	0.00%	27.6	0.00%
e589	Training	145	692.5	0.05%	692.5	0.05%	2,950.8	0.23%
e604	Training	12	40.5	0.00%	173.3	0.01%	1,847.9	0.14%
e612	Training	195	2,293.5	0.18%	2,360.4	0.19%	1,855.8	0.15%
e631	Training	869	1,673.3	0.13%	1,963.5	0.15%	1,179.0	0.09%
ta001	Training	162	129.6	0.01%	86.4	0.01%	150.0	0.01%
y16	Service	0	0.0	0.00%	0.0	0.00%	137.0	0.01%
z17	Service	0	0.0	0.00%	0.0	0.00%	3,315.7	0.26%
EPSRC Total		27,958	756,773.8	59.34%	831,934.6	65.24%	796,010.4	62.42%
n01	Consortia	4,040	74,000.6	5.80%	82,725.6	6.49%	81,967.2	6.43%
n02	Consortia	28,258	132,535.0	10.39%	136,084.3	10.67%	163,934.4	12.85%
n03	Consortia	1,275	50,894.1	3.99%	51,394.9	4.03%	81,967.2	6.43%
NERC Total		33,573	257,429.7	20.19%	270,204.8	21.19%	327,868.9	25.71%
e621	Leadership Awards	305	2,865.9	0.22%	2,865.9	0.22%	3,895.9	0.31%
e568	Research	354	6,125.1	0.48%	6,125.1	0.48%	3,705.0	0.29%
BBSRC Total		659	8,991.0	0.71%	8,991.0	0.71%	7,600.9	0.60%
pr1u0002	Class1a	0	0.0	0.00%	0.0	0.00%	164.4	0.01%

Project	Project Class	Number of Jobs	Charged kAUs	Charged Utilisation	Used kAUs	Utilisation	Allocated kAUs	Allocation
pr1u0001	DECI: EXEC	0	0.0	0.00%	0.0	0.00%	0.4	0.00%
PRACE Total		0	0.0	0.00%	0.0	0.00%	164.8	0.01%
ecse0910	eCSE	149	0.0	0.00%	0.0	0.00%	49.4	0.00%
ecse1012	eCSE	11	3.0	0.00%	3.0	0.00%	30.6	0.00%
ecse1303	eCSE	0	0.0	0.00%	0.0	0.00%	46.3	0.00%
ecse1307	eCSE	0	0.0	0.00%	0.0	0.00%	46.3	0.00%
ecse1320	eCSE	205	0.0	0.00%	0.0	0.00%	43.6	0.00%
eCSE Total		365	3.1	0.00%	3.1	0.00%	216.2	0.02%
d43	ECDF	0	0.0	0.00%	0.0	0.00%	821.9	0.06%
d56	Research	1,979	3,509.9	0.28%	3,509.9	0.28%	6,631.4	0.52%
d67	Research	0	0.0	0.00%	0.0	0.00%	164.4	0.01%
d88	Research	8	0.3	0.00%	0.3	0.00%	103.4	0.01%
d114	Research	864	10,317.8	0.81%	10,659.9	0.84%	10,949.2	0.86%
d118	Research	34	316.3	0.02%	316.3	0.02%	82.2	0.01%
d137	Research	88	3,968.7	0.31%	3,968.7	0.31%	2,465.8	0.19%
d142	Research	17	29.7	0.00%	29.7	0.00%	1,397.3	0.11%
d143	Research	26	148.8	0.01%	148.8	0.01%	2,459.0	0.19%
d150	Research	0	0.0	0.00%	0.0	0.00%	7,957.6	0.62%
d155	Research	687	3,056.5	0.24%	3,056.5	0.24%	1,643.8	0.13%
d166	Research	0	0.0	0.00%	0.0	0.00%	669.9	0.05%
d170	Research	0	0.0	0.00%	0.0	0.00%	2.4	0.00%
d426	Research	0	0.0	0.00%	0.0	0.00%	82.2	0.01%
d153	Industrial	360	599.6	0.05%	599.9	0.05%	986.3	0.08%
d168	Industrial	0	0.0	0.00%	0.0	0.00%	82.2	0.01%
i01	Industrial	21	219.2	0.02%	219.2	0.02%	93.8	0.01%
i18	Industrial	16	1,088.1	0.09%	1,088.1	0.09%	2,869.5	0.23%
i21	Industrial	8	362.9	0.03%	242.3	0.02%	8,219.2	0.64%
i232	Industrial	0	0.0	0.00%	0.0	0.00%	123.3	0.01%
i234	Industrial	0	0.0	0.00%	0.0	0.00%	89.6	0.01%
i235	Industrial	0	0.0	0.00%	0.0	0.00%	126.6	0.01%
x08	Industrial	0	0.0	0.00%	0.0	0.00%	821.9	0.06%
d74	Training	0	0.0	0.00%	0.0	0.00%	164.4	0.01%
d104	Training	124	16.2	0.00%	19.6	0.00%	219.8	0.02%
d167	Training	366	126.6	0.01%	126.6	0.01%	164.4	0.01%
d131	Service	0	0.0	0.00%	0.0	0.00%	246.6	0.02%
d134	Service	0	0.0	0.00%	0.0	0.00%	8.2	0.00%
d425	Service	0	0.0	0.00%	0.0	0.00%	109.9	0.01%
y01	Service	0	0.0	0.00%	0.0	0.00%	8.2	0.00%
y02	Service	41	0.0	0.00%	0.0	0.00%	82.2	0.01%
y07	Service	0	0.0	0.00%	0.0	0.00%	82.0	0.01%
y21	Service	0	0.0	0.00%	0.0	0.00%	411.0	0.03%
z02	Service	0	0.0	0.00%	0.0	0.00%	4.1	0.00%
z99	Service	21	0.2	0.00%	0.2	0.00%	8.2	0.00%
d169	UoE Access	0	0.0	0.00%	0.0	0.00%	2,465.8	0.19%
DirectorsTime Total		4,660	23,760.8	1.86%	23,986.1	1.88%	52,817.4	4.14%
y14	Training	940	912.9	0.07%	615.9	0.05%	575.3	0.05%
z19	Service	139	72.5	0.01%	72.6	0.01%	4,109.6	0.32%
CSE Total		1,079	985.4	0.08%	688.5	0.05%	4,684.9	0.37%
csc02	Research	941	89,946.1	7.05%	89,946.1	7.05%	108,000.0	8.47%
CSC Total		941	89,946.1	7.05%	89,946.1	7.05%	108,000.0	8.47%
w17	Service	0	0.0	0.00%	0.0	0.00%	491.8	0.04%
w18	Service	66	604.2	0.05%	718.4	0.06%	489.0	0.04%
w19	Service	0	0.0	0.00%	0.0	0.00%	489.0	0.04%
w20	Service	0	0.0	0.00%	0.0	0.00%	486.4	0.04%
Internal Total		66	604.2	0.05%	718.4	0.06%	1,956.2	0.15%
Total		69,301	1,138,494.2	89.28%	1,226,472.7	96.17%	1,299,319.7	101.89%

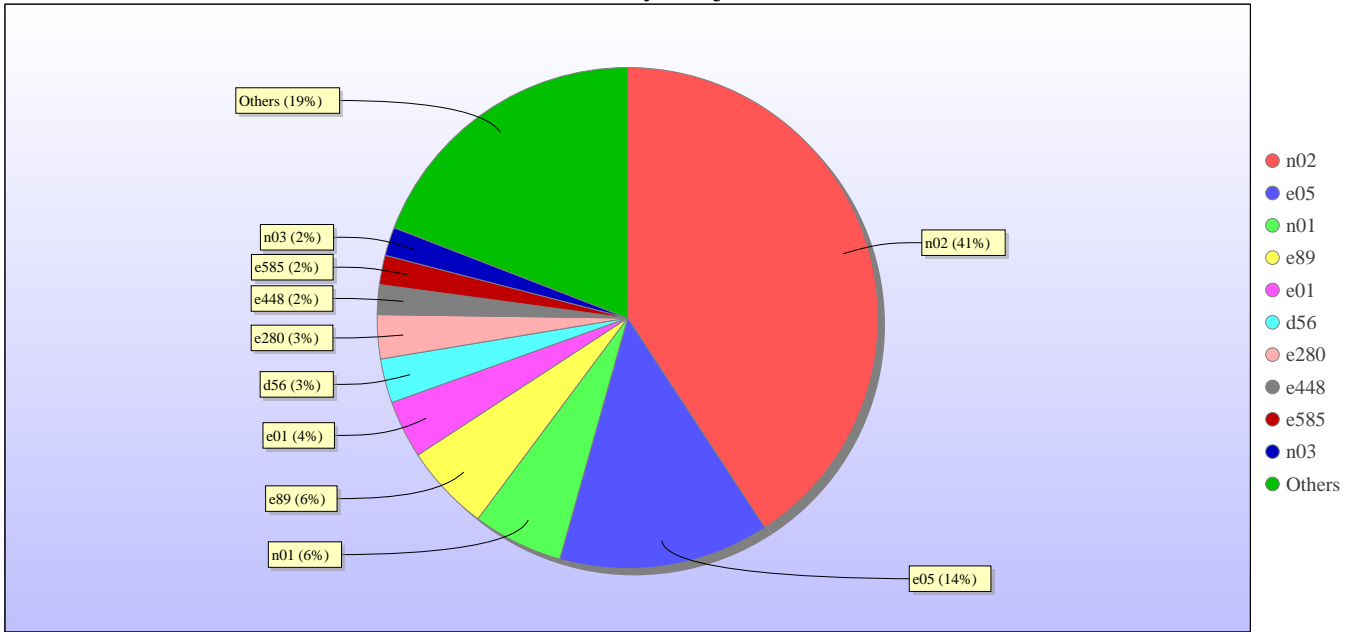
Use by Project



Uncharged Use by Project



Jobs by Project



kAUs (by Size)

Size	kAUs	Number of Jobs
17-32	15,090.965	29,245
33-64	13,475.007	6,390
65-128	66,650.901	10,760
129-256	134,890.449	8,660
257-512	254,747.466	9,361
513-1024	150,277.755	2,874
1025-2048	175,077.719	1,086
2049-4096	107,185.095	443
4097-8192	78,251.129	260
8193-16384	67,022.426	149
16385-32768	49,746.479	34
32769-65536	16,329.558	14
65537-131072	76.195	1