

Monthly Reporting

Report from 01 November 2020 to 30 November 2020

Report for Resource Pool XC on ARCHER

A total of 1,275,264 kAUs were available during this period.

Use and Allocations (by Project)

In the following table, Charged refers to usage which was charged against the project Allocation; whereas Used refers to usage including uncharged time. Uncharged time can arise from use of the Low Priority queue and/or during times when charging is disabled on the service.

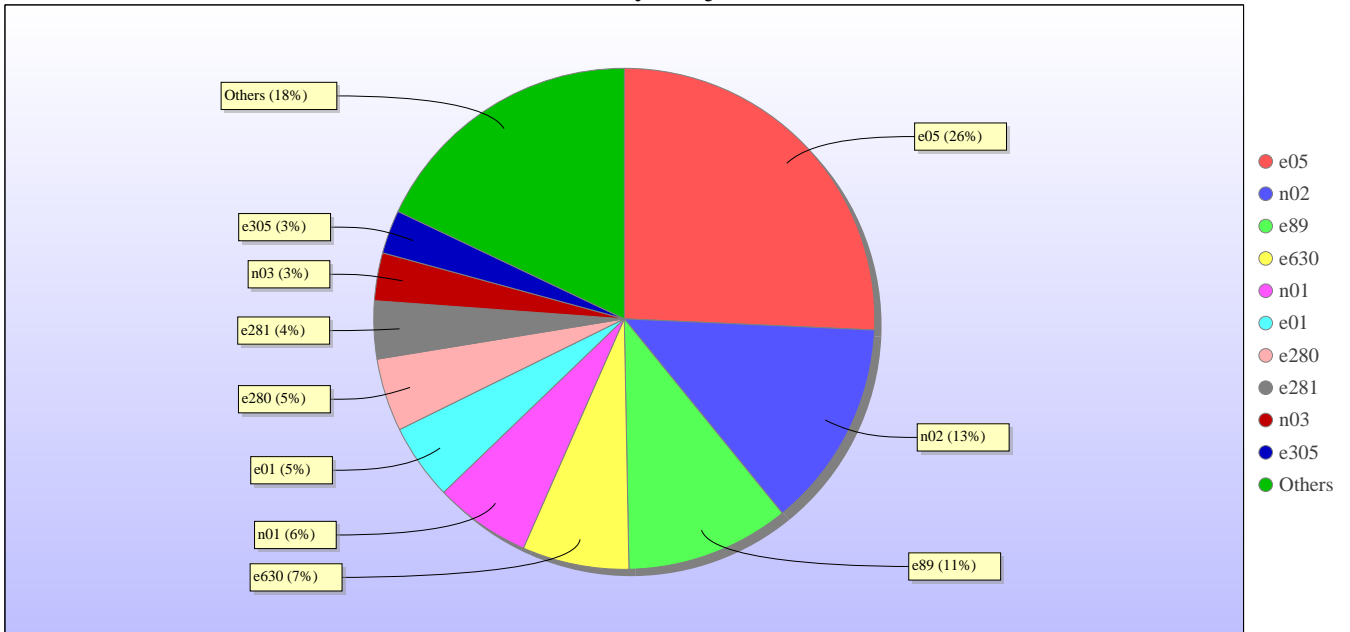
The (Allocation) column is the time allocated to the project, scaled according to the reporting period and shown as a fraction of the available resources. If this report period is a sub-period of the Allocation period then the SAFE calculates the Allocation for this sub-period based on a linear spend profile of the total Allocation. If the usage for a project is not linear across the full Allocation period the the Use can be larger than the extrapolated Allocation.

Project	Project Class	Number of Jobs	Charged kAUs	Charged Utilisation	Used kAUs	Utilisation	Allocated kAUs	Allocation
E635	Class1a	251	12,870.1	1.01%	12,971.1	1.02%	3,277.9	0.26%
c01	Class1a	919	11,811.3	0.93%	12,089.9	0.95%	17,034.2	1.34%
e432	Class1a	48	4,536.6	0.36%	4,536.6	0.36%	7,614.0	0.60%
e448	Class1a	244	5,147.8	0.40%	5,147.8	0.40%	34,026.0	2.67%
e537	Class1a	0	0.0	0.00%	0.0	0.00%	1,846.9	0.14%
e572	Class1a	841	6,959.4	0.55%	8,970.4	0.70%	3,470.9	0.27%
e575	Class1a	0	0.0	0.00%	0.0	0.00%	2,817.0	0.22%
e584	Class1a	0	0.0	0.00%	0.0	0.00%	1,347.5	0.11%
e588	Class1a	0	0.0	0.00%	0.0	0.00%	2,967.7	0.23%
e606	Class1a	85	3,652.0	0.29%	3,652.0	0.29%	7,853.2	0.62%
e607	Class1a	187	5,402.1	0.42%	5,402.4	0.42%	15,659.3	1.23%
e608	Class1a	57	5,871.6	0.46%	8,481.7	0.67%	3,277.9	0.26%
e609	Class1a	2	0.4	0.00%	0.4	0.00%	4,806.6	0.38%
e610	Class1a	83	3,483.7	0.27%	3,483.7	0.27%	8,965.4	0.70%
e613	Class1a	0	0.0	0.00%	0.0	0.00%	655.6	0.05%
e627	Class1a	90	4,097.7	0.32%	4,097.7	0.32%	7,291.8	0.57%
e630	Class1a	94	32,139.6	2.52%	75,881.2	5.95%	19,894.1	1.56%
e637	Class1a	18	29.2	0.00%	29.2	0.00%	2,458.5	0.19%
e642	Class1a	0	0.0	0.00%	0.0	0.00%	7,093.7	0.56%
e643	Class1a	193	103.7	0.01%	103.7	0.01%	7,335.3	0.58%
e645	Class1a	0	0.0	0.00%	0.0	0.00%	3,968.7	0.31%
e647	Class1a	188	480.8	0.04%	480.8	0.04%	9,076.1	0.71%
e648	Class1a	14	1,631.4	0.13%	1,631.4	0.13%	4,694.6	0.37%
e649	Class1a	25	4,997.7	0.39%	4,997.7	0.39%	4,945.1	0.39%
e651	Class1a	131	1,479.2	0.12%	1,479.2	0.12%	1,971.7	0.15%
e655	Class1a	82	923.3	0.07%	945.3	0.07%	2,445.1	0.19%
e663	Class1a	131	1,422.9	0.11%	1,422.9	0.11%	1,639.0	0.13%
e667	Class1a	42	2,031.1	0.16%	2,031.1	0.16%	1,546.1	0.12%
e668	Class1a	0	0.0	0.00%	0.0	0.00%	2,037.6	0.16%
e6337	Class1a	34	701.4	0.06%	701.4	0.06%	2,472.5	0.19%
e01	Consortia	3,449	48,006.0	3.76%	53,832.0	4.22%	82,011.9	6.43%
e05	Consortia	11,773	209,192.9	16.40%	283,024.1	22.19%	229,532.5	18.00%
e89	Consortia	3,962	100,810.7	7.91%	116,320.4	9.12%	117,326.4	9.20%
e280	Consortia	690	50,587.2	3.97%	51,898.7	4.07%	53,046.1	4.16%
e281	Consortia	652	39,931.0	3.13%	41,057.2	3.22%	17,476.8	1.37%
e283	Consortia	816	17,097.6	1.34%	17,506.6	1.37%	18,307.1	1.44%
e305	Consortia	541	30,785.2	2.41%	30,904.7	2.42%	56,771.6	4.45%
e585	Consortia	187	15,123.7	1.19%	20,940.8	1.64%	32,967.0	2.59%
e658	Consortia	1,375	29,282.6	2.30%	29,282.6	2.30%	25,089.0	1.97%
e348	Direct Access: ARCHER RAP	264	11,116.1	0.87%	11,116.1	0.87%	4,691.2	0.37%

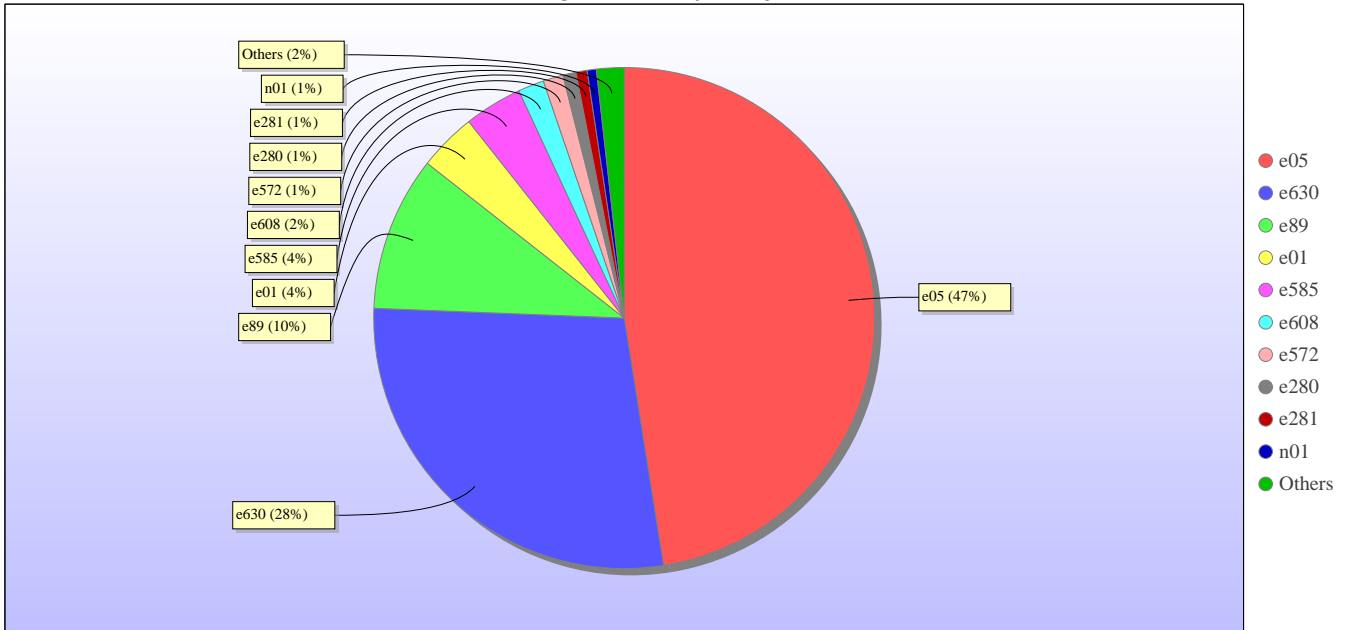
Project	Project Class	Number of Jobs	Charged kAUs	Charged Utilisation	Used kAUs	Utilisation	Allocated kAUs	Allocation
e664	Direct Access: ARCHER RAP	0	0.0	0.00%	0.0	0.00%	1,232.5	0.10%
e632	Instant Access	0	0.0	0.00%	0.0	0.00%	904.8	0.07%
e660	Instant Access	0	0.0	0.00%	0.0	0.00%	26.1	0.00%
e661	Instant Access	0	0.0	0.00%	0.0	0.00%	169.5	0.01%
e662	Instant Access	0	0.0	0.00%	0.0	0.00%	196.7	0.02%
e665	Instant Access	0	0.0	0.00%	0.0	0.00%	196.7	0.02%
e669	Instant Access	15	15.5	0.00%	15.5	0.00%	197.8	0.02%
e670	Instant Access	0	0.0	0.00%	0.0	0.00%	63.8	0.01%
e671	Instant Access	0	0.0	0.00%	0.0	0.00%	178.1	0.01%
e644	Training	0	0.0	0.00%	0.0	0.00%	2,212.9	0.17%
e654	Training	92	159.6	0.01%	159.6	0.01%	2,965.0	0.23%
ta003	Training	0	0.0	0.00%	0.0	0.00%	137.7	0.01%
ta011	Training	0	0.0	0.00%	0.0	0.00%	56.5	0.00%
EPSRC Total		27,575	661,881.3	51.90%	814,596.2	63.88%	840,247.7	65.89%
n01	Consortia	3,526	67,600.2	5.30%	68,522.0	5.37%	126,589.6	9.93%
n02	Consortia	19,175	147,262.5	11.55%	147,738.3	11.58%	182,686.6	14.33%
n03	Consortia	2,586	33,529.2	2.63%	34,019.3	2.67%	82,388.1	6.46%
NERC Total		25,287	248,391.9	19.48%	250,279.6	19.63%	391,664.2	30.71%
e621	Class1a	16	2,439.3	0.19%	2,439.3	0.19%	3,991.2	0.31%
e568	Research	33	1,270.6	0.10%	1,270.6	0.10%	3,745.9	0.29%
BBSRC Total		49	3,710.0	0.29%	3,710.0	0.29%	7,737.0	0.61%
pr1u0001	DECI: EXEC	0	0.0	0.00%	0.0	0.00%	2.7	0.00%
pr1u1552	DECI: EXEC	12	723.4	0.06%	723.4	0.06%	2,592.9	0.20%
pr1u1554	DECI: EXEC	394	1,501.3	0.12%	1,943.1	0.15%	539.6	0.04%
pr1u1651	DECI: EXEC	3	324.9	0.03%	324.9	0.03%	196.9	0.02%
pr1u1652	DECI: EXEC	0	0.0	0.00%	0.0	0.00%	1,687.4	0.13%
pr1u1653	DECI: EXEC	48	2,280.6	0.18%	2,280.6	0.18%	2,142.7	0.17%
pr1u1654	DECI: EXEC	0	0.0	0.00%	0.0	0.00%	359.4	0.03%
pr1u1655	DECI: EXEC	0	0.0	0.00%	0.0	0.00%	905.9	0.07%
pr1u1656	DECI: EXEC	52	2,122.9	0.17%	2,122.9	0.17%	1,083.7	0.08%
pr1u1657	DECI: EXEC	0	0.0	0.00%	0.0	0.00%	333.2	0.03%
pr1u1658	DECI: EXEC	519	580.6	0.05%	580.6	0.05%	1,518.9	0.12%
pr1u1601	DECI: HOME	0	0.0	0.00%	0.0	0.00%	0.1	0.00%
pr1u1602	DECI: HOME	0	0.0	0.00%	0.0	0.00%	0.1	0.00%
pr1u1603	DECI: HOME	0	0.0	0.00%	0.0	0.00%	0.1	0.00%
pr1u1604	DECI: HOME	0	0.0	0.00%	0.0	0.00%	0.1	0.00%
pr1u1605	DECI: HOME	0	0.0	0.00%	0.0	0.00%	0.1	0.00%
pr1u1606	DECI: HOME	0	0.0	0.00%	0.0	0.00%	0.1	0.00%
pr1u1607	DECI: HOME	0	0.0	0.00%	0.0	0.00%	0.1	0.00%
pr1u1608	DECI: HOME	0	0.0	0.00%	0.0	0.00%	0.1	0.00%
pr1u1609	DECI: HOME	0	0.0	0.00%	0.0	0.00%	0.1	0.00%
pr1u1610	DECI: HOME	0	0.0	0.00%	0.0	0.00%	0.1	0.00%
pr1u1611	DECI: HOME	0	0.0	0.00%	0.0	0.00%	161.5	0.01%
pr1uco79	DECI: HOME	74	10,594.2	0.83%	10,594.2	0.83%	8,618.6	0.68%
PRACE Total		1,102	18,128.0	1.42%	18,569.8	1.46%	20,144.1	1.58%
d43	ECDF	4	0.0	0.00%	0.0	0.00%	272.0	0.02%
d35	Research	1	0.0	0.00%	0.0	0.00%	108.7	0.01%
d56	Research	35	33.0	0.00%	33.0	0.00%	4,534.0	0.36%
d114	Research	650	11,455.7	0.90%	11,882.0	0.93%	11,429.5	0.90%
d118	Research	64	54.7	0.00%	54.7	0.00%	302.3	0.02%
d137	Research	23	26.3	0.00%	26.3	0.00%	2,458.2	0.19%
d142	Research	0	0.0	0.00%	0.0	0.00%	491.2	0.04%
d143	Research	0	0.0	0.00%	0.0	0.00%	920.2	0.07%
d155	Research	3	26.1	0.00%	26.1	0.00%	1,889.2	0.15%
d170	Research	7	0.0	0.00%	0.0	0.00%	0.8	0.00%
d428	Research	2	207.6	0.02%	207.6	0.02%	307.1	0.02%
d429	Research	12	97.2	0.01%	97.2	0.01%	1,145.0	0.09%
d430	Research	16	2.2	0.00%	2.2	0.00%	5,171.4	0.41%
W22	Industrial	0	0.0	0.00%	0.0	0.00%	491.7	0.04%
d153	Industrial	0	0.0	0.00%	0.0	0.00%	151.1	0.01%
i01	Industrial	0	0.0	0.00%	0.0	0.00%	415.6	0.03%
i21	Industrial	3	363.4	0.03%	242.3	0.02%	15,113.4	1.19%

Project	Project Class	Number of Jobs	Charged kAUs	Charged Utilisation	Used kAUs	Utilisation	Allocated kAUs	Allocation
i236	Industrial	0	0.0	0.00%	0.0	0.00%	112.8	0.01%
w21	Industrial	3	112.4	0.01%	112.4	0.01%	491.7	0.04%
w23	Industrial	0	0.0	0.00%	0.0	0.00%	491.7	0.04%
w24	Industrial	0	0.0	0.00%	0.0	0.00%	491.7	0.04%
x06	Industrial	0	0.0	0.00%	0.0	0.00%	133.9	0.01%
z99	Service	0	0.0	0.00%	0.0	0.00%	0.7	0.00%
DirectorsTime Total		823	12,378.5	0.97%	12,683.7	0.99%	46,923.6	3.68%
y14	Training	0	0.0	0.00%	0.0	0.00%	163.9	0.01%
y01	Service	0	0.0	0.00%	0.0	0.00%	6.6	0.00%
y02	Service	0	0.0	0.00%	0.0	0.00%	32.9	0.00%
y07	Service	0	0.0	0.00%	0.0	0.00%	78.7	0.01%
z01	Service	150	555.3	0.04%	555.3	0.04%	12.2	0.00%
z02	Service	2	0.0	0.00%	0.0	0.00%	3.3	0.00%
z19	Service	59	341.8	0.03%	341.8	0.03%	2,142.9	0.17%
CSE Total		211	897.0	0.07%	897.0	0.07%	2,440.5	0.19%
Total		55,047	945,386.6	74.13%	1,100,736.3	86.31%	1,309,157.3	102.66%

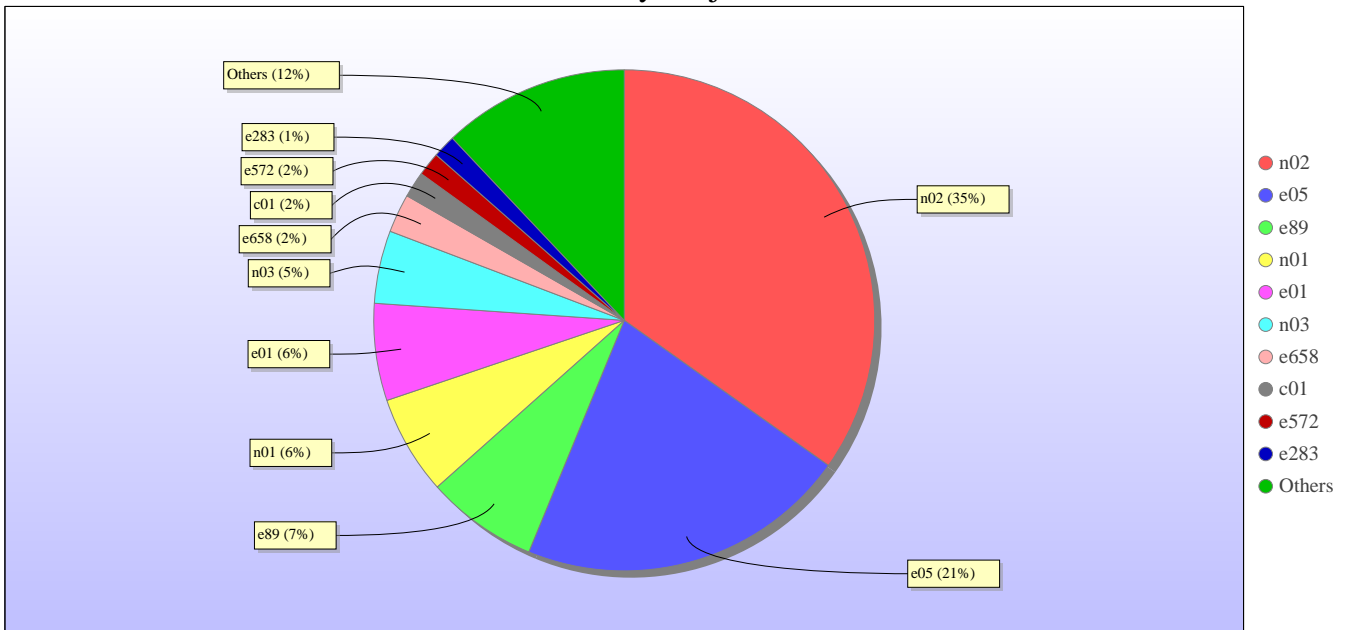
Use by Project



Uncharged Use by Project



Jobs by Project



kAUs (by Size)

Size	kAUs	Number of Jobs
17-32	6,762.763	20,565
33-64	8,371.986	4,009
65-128	49,511.689	5,221
129-256	153,409.556	11,649
257-512	129,402.324	6,358
513-1024	161,194.653	4,448
1025-2048	177,628.213	1,451
2049-4096	93,921.509	813
4097-8192	44,564.353	386
8193-16384	13,639.657	83

Size	kAUs	Number of Jobs
16385-32768	78,301.54	47
32769-65536	22,655.939	11
65537-131072	5,659.034	4