

Monthly Reporting

Report from 01 April 2019 to 30 June 2019

Report for Resource Pool XC on ARCHER

A total of 3,868,300.79 kAU were available during this period.

Use and Allocations (by Project)

In the following table, Charged refers to usage which was charged against the project Allocation; whereas Used refers to usage including uncharged time. Uncharged time can arise from use of the Low Priority queue and/or during times when charging is disabled on the service.

The (Allocation) column is the time allocated to the project, scaled according to the reporting period and shown as a fraction of the available resources. If this report period is a sub-period of the Allocation period then the SAFE calculates the Allocation for this sub-period based on a linear spend profile of the total Allocation. If the usage for a project is not linear across the full Allocation period the the Use can be larger than the extrapolated Allocation.

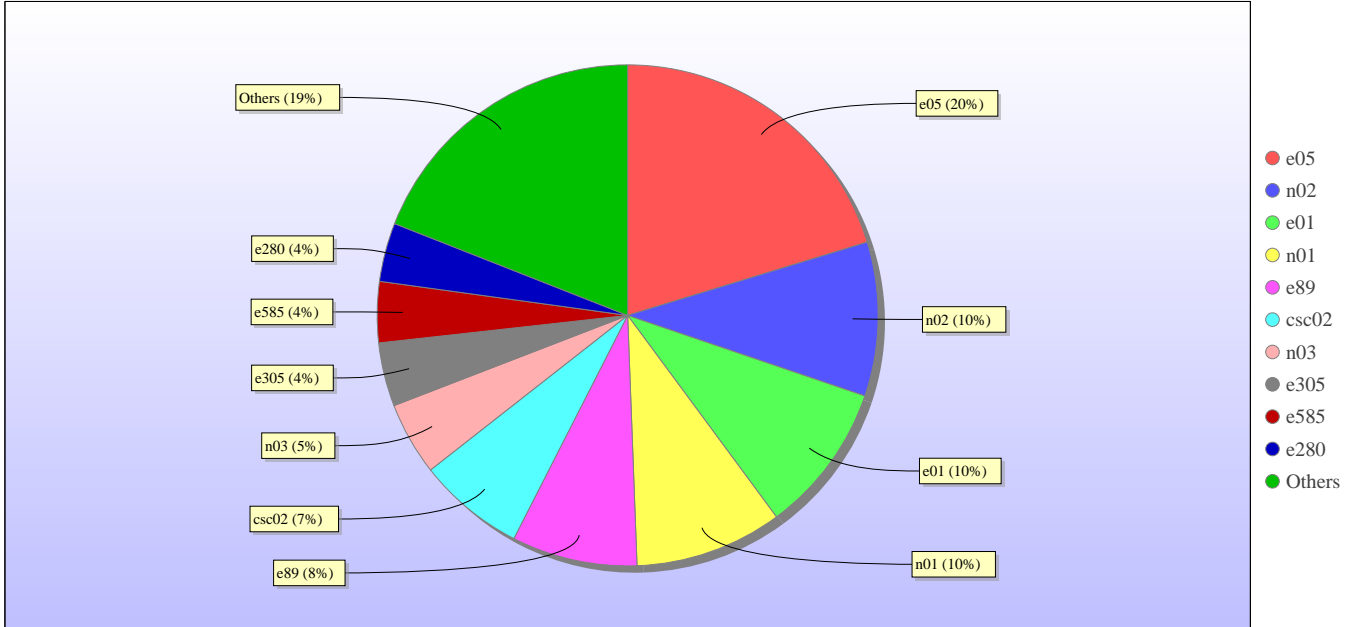
Project	Project Class	Number of Jobs	Charged kAUs	Charged Utilisation	Used kAUs	Utilisation	Allocated kAUs	Allocation
E635	Class1a	0	0.0	0.00%	0.0	0.00%	701.2	0.02%
c01	Class1a	2,537	7,689.1	0.20%	7,689.2	0.20%	18,604.8	0.48%
e341	Class1a	1	80.0	0.00%	80.0	0.00%	1,991.8	0.05%
e365	Class1a	147	5,617.7	0.15%	5,617.7	0.15%	6,595.8	0.17%
e403	Class1a	100	1,011.5	0.03%	1,011.5	0.03%	25,311.2	0.65%
e432	Class1a	273	12,088.2	0.31%	12,263.0	0.32%	17,272.9	0.45%
e448	Class1a	4,403	48,577.9	1.26%	48,585.4	1.26%	98,001.0	2.53%
e451	Class1a	281	17,843.7	0.46%	20,701.4	0.54%	11,115.3	0.29%
e514	Class1a	0	0.0	0.00%	0.0	0.00%	989.4	0.03%
e515	Class1a	0	0.0	0.00%	0.0	0.00%	10,057.6	0.26%
e517	Class1a	0	0.0	0.00%	0.0	0.00%	296.8	0.01%
e518	Class1a	28	4,699.3	0.12%	4,699.3	0.12%	2,237.7	0.06%
e519	Class1a	0	0.0	0.00%	0.0	0.00%	14,918.0	0.39%
e520	Class1a	86	7,250.3	0.19%	7,250.3	0.19%	7,218.1	0.19%
e523	Class1a	38	8,330.4	0.22%	11,209.4	0.29%	15,840.7	0.41%
e527	Class1a	244	9,816.9	0.25%	9,816.9	0.25%	5,531.7	0.14%
e530	Class1a	96	6,759.7	0.17%	6,759.7	0.17%	3,316.8	0.09%
e537	Class1a	0	0.0	0.00%	0.0	0.00%	2,990.8	0.08%
e554	Class1a	4	0.6	0.00%	0.6	0.00%	754.3	0.02%
e558	Class1a	284	2,978.6	0.08%	3,291.5	0.09%	2,243.8	0.06%
e569	Class1a	0	0.0	0.00%	0.0	0.00%	5,744.2	0.15%
e571	Class1a	0	0.0	0.00%	0.0	0.00%	636.5	0.02%
e572	Class1a	742	5,152.0	0.13%	5,339.1	0.14%	9,188.2	0.24%
e575	Class1a	293	17,685.6	0.46%	17,687.4	0.46%	8,409.5	0.22%
e580	Class1a	478	2,054.7	0.05%	2,054.7	0.05%	7,371.1	0.19%
e584	Class1a	23	134.7	0.00%	134.7	0.00%	8,045.4	0.21%
e588	Class1a	5	583.0	0.02%	583.0	0.02%	6,643.6	0.17%
e605	Class1a	27	275.1	0.01%	328.2	0.01%	3,112.4	0.08%
e606	Class1a	1,329	19,489.1	0.50%	19,489.1	0.50%	18,037.9	0.47%
e607	Class1a	148	4,004.3	0.10%	4,004.3	0.10%	17,404.4	0.45%
e608	Class1a	712	13,897.5	0.36%	16,049.7	0.41%	11,659.0	0.30%
e609	Class1a	1,748	795.4	0.02%	798.2	0.02%	55,196.7	1.43%
e610	Class1a	468	39,845.5	1.03%	39,845.8	1.03%	22,629.5	0.58%
e611	Class1a	37	1,966.8	0.05%	1,966.8	0.05%	3,268.7	0.08%
e613	Class1a	0	0.0	0.00%	0.0	0.00%	2,998.0	0.08%
e630	Class1a	140	28,610.0	0.74%	37,818.8	0.98%	49,717.0	1.29%
e637	Class1a	0	0.0	0.00%	0.0	0.00%	764.9	0.02%
e01	Consortia	5,778	309,378.4	8.00%	347,940.5	8.99%	234,077.2	6.05%
e05	Consortia	27,630	598,690.8	15.48%	730,140.0	18.87%	623,701.9	16.12%
e89	Consortia	9,631	286,202.0	7.40%	291,752.0	7.54%	350,247.3	9.05%
e280	Consortia	7,615	135,798.7	3.51%	136,663.9	3.53%	159,099.4	4.11%

Project	Project Class	Number of Jobs	Charged kAUs	Charged Utilisation	Used kAUs	Utilisation	Allocated kAUs	Allocation
e281	Consortia	1,234	60,280.0	1.56%	62,978.7	1.63%	63,207.4	1.63%
e283	Consortia	3,214	54,119.3	1.40%	55,144.7	1.43%	40,858.4	1.06%
e305	Consortia	2,711	145,576.1	3.76%	147,935.9	3.82%	120,553.4	3.12%
e585	Consortia	3,251	108,588.9	2.81%	141,505.7	3.66%	87,021.9	2.25%
e348	Direct Access: ARCHER RAP	1,715	18,795.9	0.49%	18,795.9	0.49%	14,603.8	0.38%
e590	Direct Access: ARCHER RAP	200	2,383.1	0.06%	2,383.1	0.06%	11,895.5	0.31%
e593	Direct Access: ARCHER RAP	0	0.0	0.00%	0.0	0.00%	11,314.8	0.29%
e595	Direct Access: ARCHER RAP	70	3,779.2	0.10%	3,779.2	0.10%	7,329.9	0.19%
e596	Direct Access: ARCHER RAP	150	2,836.3	0.07%	2,836.3	0.07%	2,888.8	0.07%
e599	Direct Access: ARCHER RAP	17	22,095.4	0.57%	22,095.4	0.57%	11,061.7	0.29%
e601	Direct Access: ARCHER RAP	105	7,301.7	0.19%	7,253.4	0.19%	13,939.8	0.36%
e602	Direct Access: ARCHER RAP	27	2,471.5	0.06%	2,471.5	0.06%	5,514.4	0.14%
e603	Direct Access: ARCHER RAP	33	3.1	0.00%	3.1	0.00%	9,190.8	0.24%
e614	Direct Access: ARCHER RAP	451	32,161.3	0.83%	32,161.3	0.83%	14,989.8	0.39%
e616	Direct Access: ARCHER RAP	8	5.4	0.00%	5.4	0.00%	3,910.5	0.10%
e617	Direct Access: ARCHER RAP	31	14,569.6	0.38%	14,569.6	0.38%	22,369.4	0.58%
e618	Direct Access: ARCHER RAP	0	0.0	0.00%	0.0	0.00%	6,893.1	0.18%
e619	Direct Access: ARCHER RAP	225	1,056.9	0.03%	1,056.9	0.03%	2,778.9	0.07%
e620	Direct Access: ARCHER RAP	148	10,987.9	0.28%	10,999.3	0.28%	19,573.7	0.51%
e622	Direct Access: ARCHER RAP	109	7,073.3	0.18%	7,085.3	0.18%	9,926.0	0.26%
e582	Instant Access	169	2,339.5	0.06%	2,339.5	0.06%	2,310.4	0.06%
e623	Instant Access	74	43.6	0.00%	43.6	0.00%	594.4	0.02%
e624	Instant Access	0	0.0	0.00%	0.0	0.00%	606.8	0.02%
e625	Instant Access	65	31.7	0.00%	31.8	0.00%	594.5	0.02%
e626	Instant Access	1	2,089.4	0.05%	2,089.4	0.05%	596.9	0.02%
e628	Instant Access	266	1,133.2	0.03%	1,133.2	0.03%	504.9	0.01%
e629	Instant Access	534	992.4	0.03%	992.4	0.03%	472.1	0.01%
e632	Instant Access	0	0.0	0.00%	0.0	0.00%	406.4	0.01%
e633	Instant Access	31	121.0	0.00%	121.0	0.00%	413.0	0.01%
e634	Instant Access	1	7.2	0.00%	7.2	0.00%	397.7	0.01%
e636	Instant Access	0	0.0	0.00%	0.0	0.00%	207.5	0.01%
csc01	Research	0	0.0	0.00%	0.0	0.00%	371.4	0.01%
ecse1321	eCSE	0	0.0	0.00%	0.0	0.00%	75.5	0.00%
e573	Training	166	1,099.2	0.03%	1,099.2	0.03%	1,855.8	0.05%
e589	Training	250	1,438.0	0.04%	1,443.8	0.04%	8,950.8	0.23%
e604	Training	129	366.1	0.01%	1,864.3	0.05%	5,605.3	0.14%
e612	Training	1,136	5,419.2	0.14%	5,486.1	0.14%	5,629.3	0.15%
e631	Training	962	3,517.0	0.09%	4,080.8	0.11%	2,397.4	0.06%
ta001	Training	162	129.6	0.00%	86.4	0.00%	150.0	0.00%
y16	Service	0	0.0	0.00%	0.0	0.00%	415.5	0.01%
z17	Service	0	0.0	0.00%	0.0	0.00%	10,057.6	0.26%
EPSRC Total		82,971	2,110,119.2	54.55%	2,345,451.2	60.63%	2,366,377.3	61.17%
n01	Consortia	17,235	314,330.5	8.13%	343,145.6	8.87%	248,633.9	6.43%
n02	Consortia	77,369	339,084.8	8.77%	357,860.1	9.25%	497,267.8	12.85%
n03	Consortia	5,163	167,504.6	4.33%	169,942.1	4.39%	248,633.9	6.43%
NERC Total		99,767	820,919.8	21.22%	870,947.8	22.51%	994,535.5	25.71%
e621	Leadership Awards	1,944	14,727.4	0.38%	14,727.4	0.38%	11,817.6	0.31%

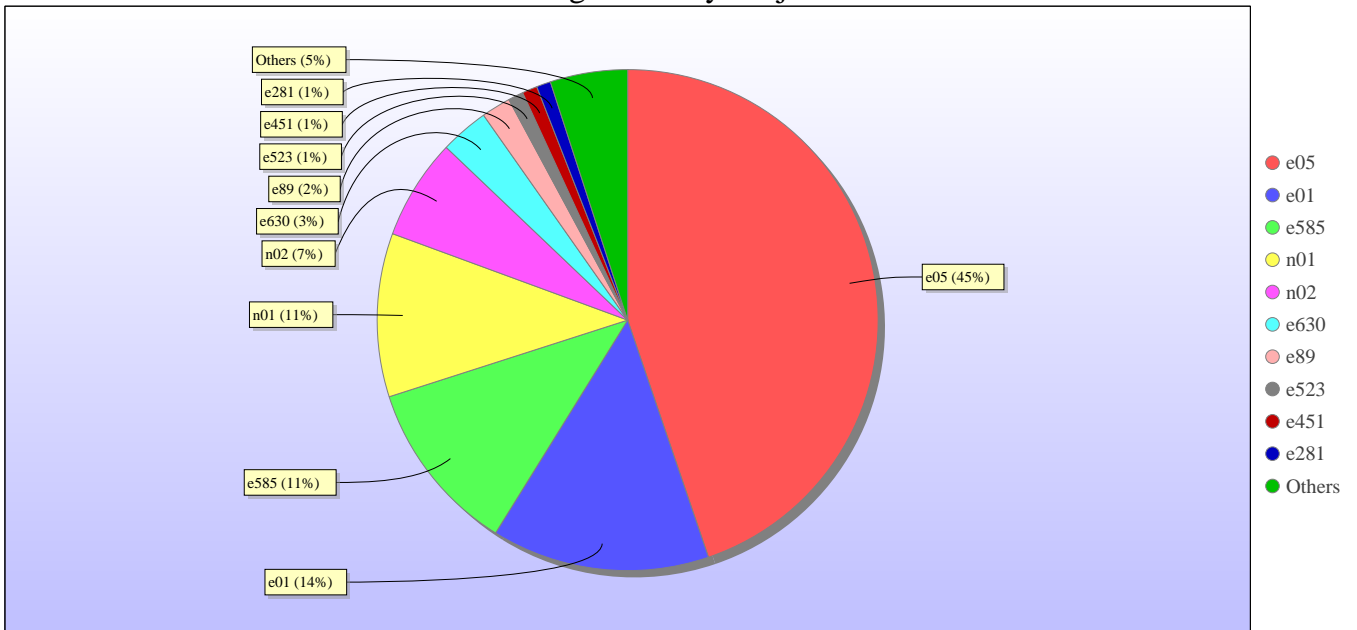
Project	Project Class	Number of Jobs	Charged kAUs	Charged Utilisation	Used kAUs	Utilisation	Allocated kAUs	Allocation
e568	Research	457	10,325.3	0.27%	10,325.3	0.27%	10,698.1	0.28%
BBSRC Total		2,401	25,052.7	0.65%	25,052.7	0.65%	22,515.8	0.58%
pr1u0002	Class1a	0	0.0	0.00%	0.0	0.00%	498.6	0.01%
pr1u0001	DECI: EXEC	0	0.0	0.00%	0.0	0.00%	1.2	0.00%
pr1u1455	DECI: EXEC	29	1,159.6	0.03%	1,159.6	0.03%	1,517.5	0.04%
PRACE Total		29	1,159.6	0.03%	1,159.6	0.03%	2,017.4	0.05%
ecse0910	eCSE	262	10.9	0.00%	10.9	0.00%	149.8	0.00%
ecse1012	eCSE	48	6.4	0.00%	6.4	0.00%	92.9	0.00%
ecse1303	eCSE	0	0.0	0.00%	0.0	0.00%	140.4	0.00%
ecse1307	eCSE	0	0.0	0.00%	0.0	0.00%	140.4	0.00%
ecse1320	eCSE	293	0.1	0.00%	0.1	0.00%	132.3	0.00%
eCSE Total		603	17.4	0.00%	17.4	0.00%	655.7	0.02%
d43	ECDF	0	0.0	0.00%	0.0	0.00%	2,493.2	0.06%
d56	Research	2,190	9,934.3	0.26%	10,051.7	0.26%	20,115.1	0.52%
d67	Research	62	481.1	0.01%	481.1	0.01%	498.6	0.01%
d87	Research	0	0.0	0.00%	0.0	0.00%	0.1	0.00%
d88	Research	9	0.4	0.00%	0.4	0.00%	282.8	0.01%
d114	Research	2,573	28,093.3	0.73%	28,780.4	0.74%	33,212.5	0.86%
d118	Research	105	474.6	0.01%	474.6	0.01%	249.3	0.01%
d137	Research	617	8,424.2	0.22%	8,424.2	0.22%	7,479.5	0.19%
d142	Research	400	780.3	0.02%	976.0	0.03%	4,238.4	0.11%
d143	Research	434	1,549.6	0.04%	1,549.6	0.04%	7,459.0	0.19%
d149	Research	431	1,379.0	0.04%	1,619.2	0.04%	379.7	0.01%
d150	Research	305	14,412.3	0.37%	14,412.3	0.37%	24,138.2	0.62%
d155	Research	2,570	25,668.1	0.66%	26,249.7	0.68%	4,986.3	0.13%
d166	Research	55	1,564.7	0.04%	1,564.7	0.04%	2,031.9	0.05%
d170	Research	36	0.1	0.00%	0.1	0.00%	7.4	0.00%
d426	Research	0	0.0	0.00%	0.0	0.00%	249.3	0.01%
d153	Industrial	1,382	1,957.3	0.05%	1,959.4	0.05%	2,991.8	0.08%
d168	Industrial	0	0.0	0.00%	0.0	0.00%	249.3	0.01%
i01	Industrial	22	219.2	0.01%	219.2	0.01%	284.4	0.01%
i18	Industrial	124	3,437.9	0.09%	3,437.9	0.09%	8,704.1	0.23%
i21	Industrial	14	1,088.1	0.03%	725.8	0.02%	24,931.5	0.64%
i228	Industrial	0	0.0	0.00%	0.0	0.00%	67.7	0.00%
i232	Industrial	0	0.0	0.00%	0.0	0.00%	374.0	0.01%
i234	Industrial	0	0.0	0.00%	0.0	0.00%	271.6	0.01%
i235	Industrial	0	0.0	0.00%	0.0	0.00%	223.6	0.01%
x08	Industrial	0	0.0	0.00%	0.0	0.00%	2,493.2	0.06%
d74	Training	1,104	482.3	0.01%	482.3	0.01%	498.6	0.01%
d104	Training	1,799	873.5	0.02%	991.2	0.03%	666.8	0.02%
d167	Training	884	175.5	0.00%	175.5	0.00%	498.6	0.01%
d131	Service	97	177.4	0.00%	177.4	0.00%	747.9	0.02%
d134	Service	3	1.8	0.00%	1.8	0.00%	24.9	0.00%
d425	Service	0	0.0	0.00%	0.0	0.00%	333.4	0.01%
y01	Service	0	0.0	0.00%	0.0	0.00%	24.9	0.00%
y02	Service	47	0.3	0.00%	0.3	0.00%	249.3	0.01%
y07	Service	105	18.4	0.00%	24.3	0.00%	248.6	0.01%
y21	Service	0	0.0	0.00%	0.0	0.00%	1,246.6	0.03%
z02	Service	0	0.0	0.00%	0.0	0.00%	12.5	0.00%
z99	Service	70	0.6	0.00%	0.6	0.00%	24.9	0.00%
d169	UoE Access	0	0.0	0.00%	0.0	0.00%	7,479.5	0.19%
DirectorsTime Total		15,438	101,194.4	2.62%	102,779.5	2.66%	160,469.0	4.15%
y14	Training	7,084	2,344.3	0.06%	1,582.9	0.04%	1,745.2	0.05%
z19	Service	911	1,990.0	0.05%	1,993.8	0.05%	12,465.8	0.32%
CSE Total		7,995	4,334.2	0.11%	3,576.7	0.09%	14,211.0	0.37%
csc02	Research	2,447	248,380.3	6.42%	248,917.4	6.43%	327,600.0	8.47%
CSC Total		2,447	248,380.3	6.42%	248,917.4	6.43%	327,600.0	8.47%
w17	Service	1	250.6	0.01%	250.6	0.01%	1,131.1	0.03%
w18	Service	245	2,650.3	0.07%	2,963.5	0.08%	994.3	0.03%
w19	Service	0	0.0	0.00%	0.0	0.00%	994.3	0.03%
w20	Service	0	0.0	0.00%	0.0	0.00%	1,005.2	0.03%
Internal Total		246	2,900.9	0.07%	3,214.1	0.08%	4,125.0	0.11%

Project	Project Class	Number of Jobs	Charged kAUs	Charged Utilisation	Used kAUs	Utilisation	Allocated kAUs	Allocation
Total		211,897	3,314,078.5	85.67%	3,601,116.2	93.09%	3,892,506.6	100.63%

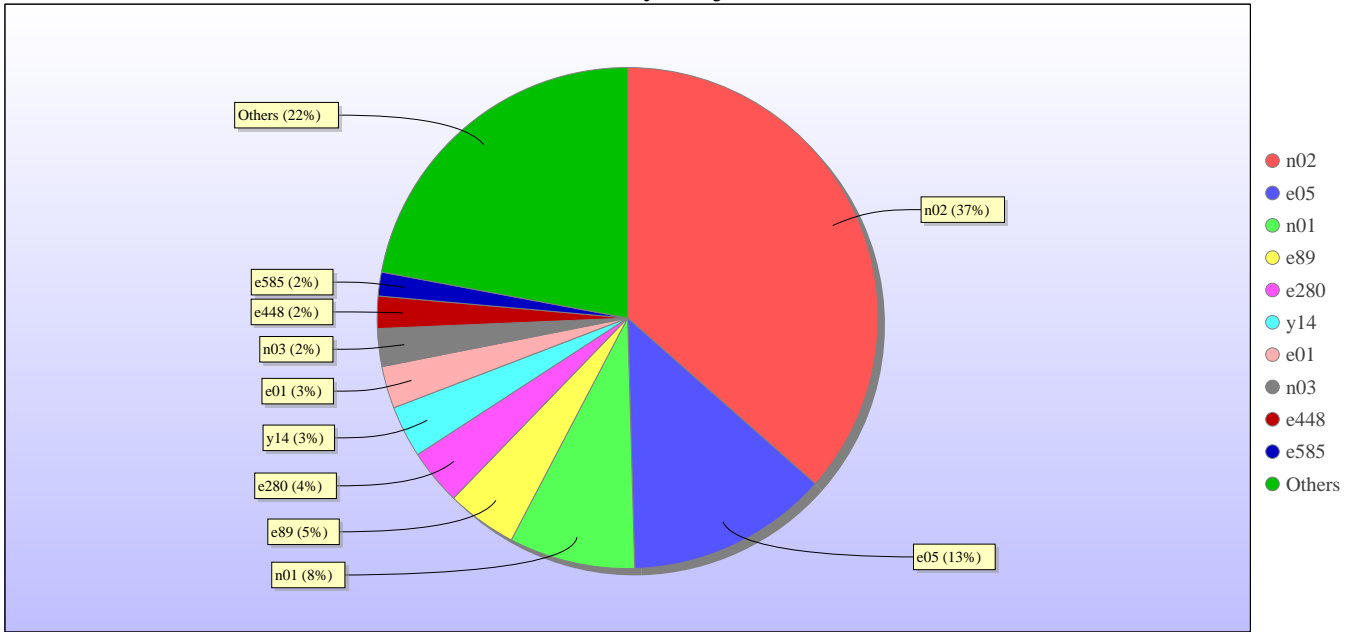
Use by Project



Uncharged Use by Project



Jobs by Project



kAUs (by Size)

Size	kAUs	Number of Jobs
17-32	49,183.724	94,730
33-64	36,906.936	14,391
65-128	173,914.617	27,385
129-256	464,041.678	27,839
257-512	791,478.164	28,121
513-1024	472,528.495	9,612
1025-2048	413,834.16	2,810
2049-4096	360,366.377	5,464
4097-8192	196,025.298	908
8193-16384	238,126.405	490
16385-32768	69,007.386	52
32769-65536	28,755.279	23
65537-131072	217.27	2